THOMAS TOWNSHIP REGULAR BOARD MEETING
8215 Shields Drive, Saginaw, MI 48609
January 8, 2024 @ 7:00 p.m.

1. Call to Order
2. Roll Call
3. Pledge of Allegiance
4. Approval of Agenda
5. Consent Agenda
   - A. Approve the December 4, 2023, Regular Board Minutes.
   - B. Approval of the Expenditures.
   - C. Approve the promotion of Eric Cowles from Interim Police Chief to Police Chief.
   - D. Approve the promotion of Randy Kumm from Interim Police Sergeant to Police Sergeant.
   - E. Approve the promotion of Trevor Schultz from Assistant DPW Director to DPW Director.
6. Communications-Petitions-Citizen Comments
   It is requested that you state your name and address for the record.
7. Public Hearing
   - A. None
8. Unfinished Business
   - A. None
9. New Business
   - A. Approve the 2024 Saginaw Future Agreement.
   - B. Approve the Fire Department selling the 2003 Ford Excursion and fire hose with the reels by using an electronic format.
10. Reports

A.	Supervisor	E.	Community Development	I.	Police Dept.
B.	Clerk	F.	DPW	J.	Parks & Recreation
C.	Treasurer	G.	Finance	K.	Nature Center
D.	Manager	H.	Fire Dept.	L.	Board Members

11. Executive Session
    - A. None
12. Adjournment

Thomas Township
Board of Trustee Meeting
Citizen Comment Instructions

Any citizen may address the Thomas Township Board of Trustees at item #6, which is the Citizen Comment Section of the Board Meeting.

Supervisor Weise will ask if there is anyone who would like to address the Board. If there are multiple people, he will invite you to speak when it is your turn.

You will be asked to stand and state your name and address for the records.

You may then address your issue to the Board Members. In the interest of time, all citizens are requested to limit their address to three minutes.

Thomas Township will provide necessary reasonable auxiliary aids and services to any individuals with disabilities who plan to attend this public meeting. Persons interested in such services need to contact the Thomas Township Manager's offices at 249 N. Miller Road, Saginaw, Michigan 48609, by phone at 989-781-0150, or by fax at 989-781-0290 at least five (5) working days prior to the meeting. In the case that advanced notice for accommodations is not possible, every reasonable effort will be made to accommodate the disabled.

THOMAS TOWNSHIP
REGULAR BOARD MEETING MINUTES
8215 Shields Drive, Saginaw, MI 48609
December 4, 2023
7:00 p.m.

1. The Regular Board Meeting was called to order at 7:00 p.m. by Supervisor Weise.

2. PRESENT: Weise, Sommers, Monahan, Thayer, DeLine, Witt, McDonald
ABSENT: None

ALSO PRESENT: Township Manager, Russ Taylor; Assistant Township Manager/Finance Director, Deidre Frollo; Deputy Clerk/Administrative Assistant, Connie Watt; Community Development Director, Dan Sika; DPW Director, Rick Hopper; Assistant DPW Director, Trevor Schultz; Parks & Recreation Director, John Corriveau; Nature Center Coordinator, Lynda Thayer; Fire Chief, Mike Cousins; Interim Police Chief, Eric Cowles; Otto Brandt; Township Attorney and several interested parties.

3. The Pledge of Allegiance was recited.

4. Motion was made by Sommers, seconded by Witt, to approve the agenda as presented.

THOMAS TOWNSHIP REGULAR BOARD MEETING
8215 Shields Drive, Saginaw, MI 48609
December 4, 2023 @ 7:00 p.m.

1. Call to Order
2. Roll Call
3. Pledge of Allegiance
4. Approval of Agenda
5. Consent Agenda
   - A. Approve the November 6, 2023, Regular Board Minutes.
   - B. Approval of the Expenditures.
   - C. Approve the Supervisor's recommendation to reappoint Rick Keith, Robert Puddy and Allan Vroman to the Fire Board of Appeals for the term of 12/31/23-12/31/26.
   - D. Approve the Supervisor's recommendation to reappoint Mike Wenglikowski to the Downtown Development Authority Board for the term of 1/1/24-1/1/28.
   - E. Approve the Supervisor's recommendation to reappoint Renee Kretz to the Downtown Development Authority Board for the term of 1/1/24-1/1/27.
   - F. Approve the Supervisor's recommendation to reappoint Donald Milne to the Zoning Board of Appeals for the term of 1/1/24-1/1/27.
   - G. Approve the Supervisor's recommendation to reappoint Doug Bird, Jennifer Curry and Dave Sommers to the Planning Commission for the term of 1/1/24-1/1/27.
   - H. Approve the Supervisor's recommendations for the Township Board Standing Committees.
   - I. Approve Otto Brandt as the Township Municipal Attorney for 2024/2025.
   - J. Approve Masud Labor Law Group as the Township Labor Attorney for 2024/2025.
   - K. Approve Spicer Engineering as the Township Engineer for 2024/2025.
   - L. Approve Vector Tech Group as the Township Computer Firm for 2024/2025.
   - M. Approve the promotion of Gregory Vanherweg to regular, part-time Electrical Inspector.
   - N. Approve hiring Terry Horstman as temporary, part-time Project Manager.

O. Approve the hiring of Joshua Federspiel as a probationary, paid, on-call Fire Fighter.
P. Approve the offer of conditional employment as a Police Recruit to Devon Barron.

6. Communications-Petitions-Citizen Comments
It is requested that you state your name and address for the record.

7. Public Hearing
A. None

8. Unfinished Business
A. None

9. New Business
A. Brief Presentation to the Township Board
B. Approve Spicer Group proposal to provide engineering services for water and sanitary sewer projects for Project Phoenix.
C. Approve proceeding with the acquisition of property and easements for infrastructure Construction for Project Phoenix.
D. Approve proceeding with negotiations with neighboring communities as needed to provide water and sanitary sewer services for Project Phoenix.
E. Approve preordering equipment for the water and sewer projects for Project Phoenix.
F. Approve the continuation of negotiating change orders to current construction contracts to construct strategic water and sanitary sewer improvements to support Project Phoenix.
G. Authorize applying for a Strategic Fund Site Readiness grant (SSRP).
H. Approve Ordinance 23-G-04; amending Chapter 3 of Title 5, "Truck Traffic"
I. Approve Resolution 23-26 for MDOT Annual Right-of-Way Permits.
J. Approve Resolution 23-28 to appoint the trustee, Deidre Frollo and alternate trustee, Connie Watt, to the Mid-Michigan Waste Authority for a term to expire 12/31/24
K. Approve Resolution 23-29 in support of the Category A Grant for improvements to North Orr Road by the Saginaw County Road Commission.
L. Accept the recommendation of the Fiscal Services Director to waive penalties on December tax collection for the period of February 14, 2024 through February 28, 2024.
M. Award the mowing bid to Tri Valley Landscaping in the amount of $87,150.00 with the option to add 2025 and 2026.
N. Approve the Intent to Purchase six (6) Ford Fleet 2024 Trucks from McDonald Ford.
O. Approve the purchase of reverted property, parcel 28-12-3-25-1031-000 also known as 463 N. River Road, from Saginaw County.
P. Approve the proposed addendum to the 2-Party Wastewater Treatment Capacity Agreement between Thomas Township and Hemlock Semiconductor.
Q. Approve Proclamation 23-27 recognizing the retirement and years of service of DPW Director, Rick Hopper.

10. Reports
A. Supervisor B. Clerk C. Treasurer D. Manager E. Community Development F. DPW G. Finance H. Fire Dept. I. Police Dept. J. Parks & Recreation K. Nature Center L. Board Members

11. Executive Session
A. None

12. Adjournment

5. Motion was made by DeLine, seconded by Witt, to approve the Consent Agenda as presented. Motion carried unanimously.

A. Approval of the Board Minutes from the November 6, 2023 regular meeting.

B. Expenditures consisting of: $3,048,945.23

Clearing Fund	$3,159.60
General Fund	$71,897.63
Public Safety-Fire Department	$15,735.69
Fire Apparatus	$9,662.61
Public Safety-Police Department	$18,344.84
Public Safety-Drug Law Enforcement	$0.00
Downtown Development Authority	$1,670.74
Revolving Road Fund	$0.00
Sewer Fund	$237,521.19
Sewer Improvements Grant Fund	$2,344,329.40
Water Fund	$309,471.38

Municipal Refuse	$1,883.11
Technology Fund	$19,415.67
Tax	$15,853.37

C. Approved the Supervisor's recommendation to reappoint Rick Keith, Robert Puddy and Allan Vroman to the Fire Board of Appeals for the term of 12/31/23-12/31/26.

D. Approved the Supervisor's recommendation to reappoint Mike Wenglikowski to the Downtown Development Authority for the term of 1/1/24-1/1/28.

E. Approved the Supervisor's recommendation to reappoint Renee Kretz to the Downtown Development Authority for the term of 1/1/24-1/1/27.

F. Approved the Supervisor's recommendation to reappoint Donald Milne to the Zoning Board of Appeals for the term of 1/1/24-1/1/27.

G. Approved the Supervisor's recommendation to reappoint Doug Bird, Jennifer Curry, and Dave Sommers to the Planning Commission for the term of 1/1/24-1/1/27.

H. Approved the Supervisor's recommendation for the Township Board Standing Committees.

I. Approved Otto Brandt as the Township Municipal Attorney for 2024/2025.

J. Approved Masud Labor Law Group as the Township Labor Attorney for 2024/2025.

K. Approved Spicer Engineering as the Township Engineer for 2024/2025.

L. Approved Vector Tech Group as the Township Computer Firm for 2024/2025.

M. Approved the promotion of Gregory Vanherweg to regular, part-time Electrical Inspector.

N. Approved the hiring of Terry Horstman as temporary, part-time Project Manager.

O. Approved the hiring of Joshua Federspiel as a probationary, paid, on-call Fire Fighter.

P. Approved the offer of conditional employment as a Police Recruit to Devon Baron.

6. Communications-Petitions-Citizen Comments

A. Mr. Jerry Paquette of 8112 Shields Drive expressed concerns with his property tax bill. Mr. Paul Junge of Grand Blanc introduced himself to the Board as he is running for Congress.

7. Public Hearing

A. None.

8. Unfinished Business

A. None.

9. New Business

A. A brief presentation was made regarding Project Phoenix.

B. It was moved by Witt, seconded by Thayer to approve the Spicer Group proposal to provide engineering services for water and sanitary sewer projects for Project Phoenix. Motion carried unanimously.

C. It was moved by Sommers, seconded by McDonald, to approve proceeding with the acquisition of property and easements for infrastructure construction for Project Phoenix. Motion carried unanimously.

D. It was moved by Monahan, seconded by Sommers, to approve proceeding with negotiations with neighboring communities as needed to provide water and sanitary sewer services for Project Phoenix. Motion carried unanimously.

E. It was moved by Witt, seconded by Monahan, to approve preordering equipment for the water and sewer projects for Project Phoenix. Motion carried unanimously.

F. It was moved by McDonald, seconded by Witt, to approve the continuation of negotiating change orders to current construction contracts to construct strategic

water and sanitary sewer improvements to support Project Phoenix.
Motion carried unanimously.

G. It was moved by Thayer, seconded by Witt, to approve applying for a Strategic Fund Site Readiness grant. Motion carried unanimously.

H. It was moved by DeLine, seconded by Witt to approve Ordinance 23-G-04; amending Chapter 3 of Title 5, "Truck Traffic". Motion carried unanimously.

I. It was moved by Sommers, seconded by Witt to approve Resolution 23-26 for MDOT Annual Right-of-Way Permits.
Roll Call:
Ayes: Thayer, Sommers, Monahan, DeLine, Witt, Weise, McDonald
Nays: None
Abstain: None
Absent: None
Resolution was adoped.

J. It was moved by McDonald, seconded by Thayer, to approve Resolution 23-28 to Appoint trustee, Deidre Frollo and alternate trustee, Connie Watt, to the Mid-Michigan Waste Authority for a term to expire 12/31/24.
Roll Call:
Ayes: McDonald, Thayer, Sommers, Monahan, DeLine, Witt, Weise
Nays: None
Abstain: None
Absent: None
Resolution was adopted.

K. It was moved by Witt, seconded by DeLine, to approve Resolution 23-29 in support of the Category A Grant for improvements to North Orr Road by the Saginaw County Road Commission.
Roll Call:
Ayes: Weise, McDonald, Thayer, Sommers, Monahan, DeLine, Witt
Nays: None
Abstain: None
Absent: None
Resolution was adopted.

L. It was moved by Witt, seconded by McDonald to accept the recommendation of the Fiscal Services Director to waive penalties on December tax collection for the period of February 14, 2024 through February 28, 2024. Motion carried unanimously.

M. It was moved by Monahan, seconded by Witt, to award the mowing bid to Tri Valley Landscaping in the amount of $87,150.00 with the option to add 2025 and 2026. Motion carried unanimously.

N. It was moved by DeLine, seconded by Witt, to approve the letter of intent to purchase six (6) Ford Fleet 2024 Trucks from McDonald Ford. Motion carried unanimously.

O. It was moved by Witt, seconded by McDonald, to approve the purchase of reverted property, parcel 28-12-3-25-1031-000 also known as 463 N. River Road, from Saginaw County. Motion carried unanimously.

P. It was moved by Witt, seconded by Monahan, to approve the proposed addendum to the 2-Party Wastewater Treatment Capacity Agreement between Thomas Township and Hemlock Semiconductor. Motion carried unanimously.

Q. It was moved by Witt, seconded by DeLine to approve Proclamation 23-27 recognizing the retirement and years of service of DPW Director, Rick Hopper.
Roll Call:
Ayes: Thayer, Sommers, Monahan, DeLine, Witt, Weise, McDonald

Nays: None
Abstain: None
Absent: None
Proclamation was adopted.

10. Report of Officers and Staff:
    A. Supervisor's Report – Announced he will not run for reelection.
    B. Clerk's Report –Thank you for the hard work on the agenda this month.
    C. Treasurer's Report – none
    D. Manager's Report – Offered to Mr. Paquette to remain after and discuss tax bill with Deidre.
    E. Receive and file Community Development Reports.
    F. Receive and file the DPW Report.
    G. Receive and file the Finance Department Report. Reminded everyone of the Christmas party on Thusday, December 14th.
    H. Receive and file the Fire Department Report. Introduction of Austin Kraszewski. Advised that there is a response team drill taking place at Apple Mt.
    I. Receive and file the Police Department Report. Operation Safe Delivery received its first packages. Lupe Olivarez will begin his third phase. A thank you to Rick.
    J. Receive and file the Parks and Recreation Report. Winter Wonderland is coming.
    K. Receive and file the Nature Center report.
    L. Board Member Reports – Sommers expressed his compliments to the Township staff and a thank you to Rick & Trevor and their staff on the Christmas lights.
11. Executive Session:
    A. None
12. It was moved by Witt, seconded by Sommers, to adjourn the meeting at 8:00 p.m. Motion carried unanimously.

_____
Michael Thayer, Clerk

_____
Dated

TOWNSHIP BOARD AGENDA ITEM

- ***MEETING DATE:*** January 8, 2024
- ***PERSON SUBMITTING:*** Deidre Frollo, Fiscal Services Director
- ***AGENDA TOPIC:*** Approval of Expenditures
- ***EXPLANATION OF TOPIC FOR BOARD MEMBERS:***
  The Appropriations Act passed in March Appropriated total funds for the 2023/2024 fiscal year for operating the budgets of the various finds. Monthly the board needs to approve the total expenditures in each fund for the month.

  In addition to the fund expenditures listed in the motion, Library Fund expenditures were $7,551.70. Township Board approval is not required for Library expenditures. Payroll expenditures are not required to be included in this motion.
- ***MATERIALS ATTACHED AS SUPPORTING INFORMATION:***
  Invoice approval list by fund
  Cash balances report
- ***POSSIBLE COURSES OF ACTION:***
  Approval/not approve expenditures
- ***SUGGESTED/REQUESTED MOTION:***
  Motion by_____, supported by _____to approve the expenditures totaling $4,372,398.71 with individual fund totals as follows:

Clearing Fund	3,159.60
General Fund	398,288.47
Public Safety - Fire Department	10,060.46
Fire Apparatus	522,858.98
Public Safety - Police Department	17,484.60
Public Safety - Drug Law Enforcement	0.00
Downtown Development Authority	191.09
Road Revolving Fund	0.00
Sewer Fund	2,103,991.23
Sewer Improvements Grant Fund	464,450.92
Water Fund	297,788.26
Municipal Refuse	76,262.23
Technology Fund	12,431.43
Tax	465,431.44

As shown on checks #68362-68484

INVOICE GL DISTRIBUTION REPORT FOR THOMAS TOWNSHIP
POST DATES 11/28/2023 - 12/14/2023
BOTH JOURNALIZED AND UNJOURNALIZED
BOTH OPEN AND PAID - CHECK TYPE: PAPER CHECK

GL Number	Invoice Date	Vendor	Invoice Desc.	Invoice	Chk Date	Amount	Check
Fund 100 CLEARING FUND							
Dept 000							
100-000-231.575	11/24/23	STATE BANK	AMZN/PITNEY/CONSUMERS ENERGY/ODP/M	NOVEMBER 2023	11/28/23	160.00	68354
100-000-231.716	11/19/23	BLUE CROSS BLUE SHIELD OF MI	HEALTH/VISION	0003-12/20-01/1	11/28/23	2,967.10	68321
100-000-231.717	11/19/23	BLUE CROSS BLUE SHIELD OF MI	HEALTH/VISION	0003-12/20-01/1	11/28/23	32.50	68321
			Total For Dept 000			3,159.60	
			Total For Fund 100 CLEARING FUND			3,159.60	
Fund 101 GENERAL OPERATING FUND							
Dept 000							
101-000-004.100	11/30/23	THOMAS TWP GENRL FUND PARKS	CHANGE FUND - WINTER WONDERLAND -	2023-4	12/07/23	600.00	68369
101-000-040.716	11/07/23	BLUE CROSS BLUE SHIELD OF MI	HEALTH INSURANCE	0004-12/01-12/3	11/28/23	1,352.87	68319
101-000-040.716	11/19/23	BLUE CROSS BLUE SHIELD OF MI	HEALTH/VISION	0003-12/20-01/1	11/28/23	503.86	68321
101-000-040.716	12/01/23	DELTA DENTAL	DECEMBER 2023 PREMIUM	RIS0005311517	11/28/23	335.97	68330
101-000-449.000	11/09/23	SAGINAW COUNTY TREASURER	THOMAS CROSSINGS 29 LOTS NOVEMBER	1830	11/28/23	14.50	68351
101-000-449.000	11/14/23	SAGINAW COUNTY TREASURER	EDGEWOOD 195 LOTS OCTOBER/NOVEMBER	2761	11/28/23	195.00	68351
101-000-449.000	11/14/23	SAGINAW COUNTY TREASURER	KRIS KAY 237 LOTS OCTOBER/NOVEMBER	2283	11/28/23	237.00	68351
101-000-449.000	11/09/23	SAGINAW COUNTY TREASURER	THOMAS CROSSINGS 29 LOTS NOVEMBER	1830	11/28/23	58.00	68352
101-000-449.000	11/14/23	SAGINAW COUNTY TREASURER	EDGEWOOD 195 LOTS OCTOBER/NOVEMBER	2761	11/28/23	780.00	68352
101-000-449.000	11/14/23	SAGINAW COUNTY TREASURER	KRIS KAY 237 LOTS OCTOBER/NOVEMBER	2283	11/28/23	948.00	68352
			Total For Dept 000			5,025.20	
Dept 101 BOARD-LEGISLATIVE							
101-101-802.000	12/04/23	OTTO BRANDT	LEGAL SERVICES	DECEMBER 2023	12/12/23	937.50	68398
101-101-804.000	12/11/23	SAGINAW CO AREA CLERKS ASSOC	2024 MEMBERSHIP DUES - THAYER/WATT	2024	12/12/23	15.00	68404
101-101-900.000	11/30/23	MLIVE MEDIA GROUP	BRD MTG/LEGALS/NOTICE PUBLIC HEARI	720657	12/12/23	296.88	68391
			Total For Dept 101 BOARD-LEGISLATIVE			1,249.38	
Dept 172 MANAGER-ADMINISTRATIVE							
101-172-716.000	11/19/23	BLUE CROSS BLUE SHIELD OF MI	HEALTH/VISION	0003-12/20-01/1	11/28/23	2,170.99	68321
101-172-716.100	11/19/23	BLUE CROSS BLUE SHIELD OF MI	HEALTH/VISION	0003-12/20-01/1	11/28/23	19.13	68321
101-172-716.100	12/01/23	MADISON NATIONAL LIFE	LIFE/DISABILITY/AD&D	DECEMBER 2023	11/28/23	82.30	68339
101-172-716.200	12/01/23	DELTA DENTAL	DECEMBER 2023 PREMIUM	RIS0005311517	11/28/23	146.70	68330
101-172-716.300	12/01/23	MADISON NATIONAL LIFE	LIFE/DISABILITY/AD&D	DECEMBER 2023	11/28/23	23.33	68339
101-172-740.000	11/24/23	STATE BANK	AMZN/PITNEY/CONSUMERS ENERGY/ODP/M	NOVEMBER 2023	11/28/23	31.88	68354
101-172-850.100	11/24/23	STATE BANK	AMZN/PITNEY/CONSUMERS ENERGY/ODP/M	NOVEMBER 2023	11/28/23	89.59	68354
101-172-960.000	11/24/23	STATE BANK	AMZN/PITNEY/CONSUMERS ENERGY/ODP/M	NOVEMBER 2023	11/28/23	47.79	68354
			Total For Dept 172 MANAGER-ADMINISTRATIVE			2,611.71	
Dept 191 ELECTIONS							
101-191-740.000	11/24/23	STATE BANK	AMZN/PITNEY/CONSUMERS ENERGY/ODP/M	NOVEMBER 2023	11/28/23	53.29	68354
			Total For Dept 191 ELECTIONS			53.29	
Dept 215 CLERK							
101-215-716.000	11/19/23	BLUE CROSS BLUE SHIELD OF MI	HEALTH/VISION	0003-12/20-01/1	11/28/23	2,195.32	68321
101-215-716.100	11/19/23	BLUE CROSS BLUE SHIELD OF MI	HEALTH/VISION	0003-12/20-01/1	11/28/23	22.29	68321
101-215-716.100	12/01/23	MADISON NATIONAL LIFE	LIFE/DISABILITY/AD&D	DECEMBER 2023	11/28/23	46.64	68339
101-215-716.200	12/01/23	DELTA DENTAL	DECEMBER 2023 PREMIUM	RIS0005311517	11/28/23	146.70	68330
101-215-716.300	12/01/23	MADISON NATIONAL LIFE	LIFE/DISABILITY/AD&D	DECEMBER 2023	11/28/23	14.00	68339
101-215-740.000	11/24/23	STATE BANK	AMZN/PITNEY/CONSUMERS ENERGY/ODP/M	NOVEMBER 2023	11/28/23	10.69	68354
101-215-802.000	12/04/23	OTTO BRANDT	LEGAL SERVICES	DECEMBER 2023	12/12/23	37.50	68398
101-215-804.000	11/24/23	STATE BANK	AMZN/PITNEY/CONSUMERS ENERGY/ODP/M	NOVEMBER 2023	11/28/23	75.00	68354
101-215-804.000	12/11/23	SAGINAW CO AREA CLERKS ASSOC	2024 MEMBERSHIP DUES - THAYER/WATT	2024	12/12/23	10.00	68404
101-215-960.000	11/24/23	STATE BANK	AMZN/PITNEY/CONSUMERS ENERGY/ODP/M	NOVEMBER 2023	11/28/23	700.00	68354

GL Number	Invoice Date	Vendor	Invoice Desc.	Invoice	Chk Date	Amount	Check
Fund 101 GENERAL OPERATING FUND							
Dept 215 CLERK							
			Total For Dept 215 CLERK			3,258.14	
Dept 253 TREASURER-FINANCE DEPARTMENT							
101-253-716.000	11/19/23	BLUE CROSS BLUE SHIELD OF MI	HEALTH/VISION	0003-12/20-01/1	11/28/23	925.10	68321
101-253-716.100	11/19/23	BLUE CROSS BLUE SHIELD OF MI	HEALTH INSURANCE	0002-12/20-01/1	11/28/23	12.81	68320
101-253-716.100	11/19/23	BLUE CROSS BLUE SHIELD OF MI	HEALTH/VISION	0003-12/20-01/1	11/28/23	13.39	68321
101-253-716.100	12/01/23	MADISON NATIONAL LIFE	LIFE/DISABILITY/AD&D	DECEMBER 2023	11/28/23	130.93	68339
101-253-716.200	12/01/23	DELTA DENTAL	DECEMBER 2023 PREMIUM	RIS0005311517	11/28/23	154.07	68330
101-253-716.300	12/01/23	MADISON NATIONAL LIFE	LIFE/DISABILITY/AD&D	DECEMBER 2023	11/28/23	37.67	68339
101-253-716.600	11/20/23	KORINA TUCKER	RETIREE STIPEND HEALTHCARE COSTS	12-2023	11/28/23	200.00	68338
101-253-740.000	11/14/23	DEIDRE FROLLO	REIMBURSEMENT - SPLASHTOP ANNUAL F	02TP23111519528	11/28/23	99.00	68329
101-253-740.000	11/24/23	STATE BANK	AMZN/PITNEY/CONSUMERS ENERGY/ODP/M	NOVEMBER 2023	11/28/23	153.34	68354
101-253-810.000	10/01/23	MUNETRIX, LLC - ACCOUNTS PAY	PREMIUM EDITION RNWL - 12/01/23-11	10984	12/12/23	4,804.00	68393
101-253-830.000	11/30/23	MAIL ROOM SERVICE CENTER IN	2023 WINTER TAXES	113023	12/12/23	3,842.38	68385
101-253-830.000	11/30/23	MAIL ROOM SERVICE CENTER IN	DDA BROCHURE MAILINGS	113023DDA	12/12/23	210.91	68385
101-253-830.000	11/30/23	REIMOLD PRINTING CORPORATION	2023-2024 TAX INFORMATION GUIDE	72441	12/12/23	1,476.02	68403
101-253-830.000	11/30/23	REIMOLD PRINTING CORPORATION	2023-2024 TAX INFORMATION GUIDE -	72442	12/12/23	820.59	68403
101-253-830.000	12/05/23	SAGINAW COUNTY TREASURER	2023 WINTER TAX ROLLS/STATEMENT PR	9138	12/12/23	16,773.55	68405
101-253-956.000	12/06/23	JEREMY GWIZDALA	REFUND - JUDGMENT INT - 28-12-3-25	SUMMER 2023	12/12/23	8.14	68382
101-253-960.000	11/24/23	STATE BANK	AMZN/PITNEY/CONSUMERS ENERGY/ODP/M	NOVEMBER 2023	11/28/23	22.54	68354
			Total For Dept 253 TREASURER-FINANCE DEPARTMENT			29,684.44	
Dept 257 ASSESSING							
101-257-716.100	11/19/23	BLUE CROSS BLUE SHIELD OF MI	HEALTH INSURANCE	0002-12/20-01/1	11/28/23	1.81	68320
101-257-716.100	12/01/23	MADISON NATIONAL LIFE	LIFE/DISABILITY/AD&D	DECEMBER 2023	11/28/23	7.07	68339
101-257-716.200	12/01/23	DELTA DENTAL	DECEMBER 2023 PREMIUM	RIS0005311517	11/28/23	14.67	68330
101-257-716.300	12/01/23	MADISON NATIONAL LIFE	LIFE/DISABILITY/AD&D	DECEMBER 2023	11/28/23	1.90	68339
101-257-810.000	12/08/23	MICHIGAN ASSESSING COALITION	DECEMBER ASSESSING SERVICES	1015	12/12/23	8,364.17	68387
			Total For Dept 257 ASSESSING			8,389.62	
Dept 265 BUILDING & GROUNDS							
101-265-740.000	11/08/23	QUILL CORPORATION	ANNUAL RENEWAL	35564819	11/28/23	69.99	68346
101-265-740.000	11/24/23	STATE BANK	AMZN/PITNEY/CONSUMERS ENERGY/ODP/M	NOVEMBER 2023	11/28/23	428.92	68354
101-265-740.650	11/24/23	STATE BANK	AMZN/PITNEY/CONSUMERS ENERGY/ODP/M	NOVEMBER 2023	11/28/23	189.85	68354
101-265-850.000	11/24/23	STATE BANK	AMZN/PITNEY/CONSUMERS ENERGY/ODP/M	NOVEMBER 2023	11/28/23	160.97	68354
101-265-850.000	12/01/23	123.NET	TELEPHONE SERVICE	623197	12/12/23	116.42	68370
101-265-920.000	11/15/23	CONSUMERS ENERGY CO	UTILITY BILL - 249 N MILLER RD	205279721231	11/28/23	839.81	68325
101-265-920.000	11/15/23	CONSUMERS ENERGY CO	UTILITY BILL - 229 N MILLER RD	205279721230	11/28/23	757.96	68325
101-265-920.000	11/15/23	CONSUMERS ENERGY CO	UTILITY BILL - 239 MILLER CT	205546696296	11/28/23	13.17	68325
101-265-920.000	11/15/23	CONSUMERS ENERGY CO	UTILITY BILL - 8270 GRATIOT RD	204834808090	11/28/23	27.86	68325
101-265-920.000	11/15/23	CONSUMERS ENERGY CO	UTILITY BILL - 101 LUTZKE RD	201631142585	11/28/23	28.04	68325
101-265-920.000	11/15/23	CONSUMERS ENERGY CO	UTILITY BILL - 6909 GRATIOT RD	201631142584	11/28/23	43.87	68325
101-265-920.000	11/15/23	CONSUMERS ENERGY CO	UTILITY BILL - 7863 GRATIOT RD	201631142583	11/28/23	30.83	68325
101-265-920.000	12/01/23	THOMAS TWP WATER	UTILITY BILL - 249 N MILLER RD	09/01/23-12/01/	12/12/23	90.21	68418
101-265-930.000	11/24/23	STATE BANK	AMZN/PITNEY/CONSUMERS ENERGY/ODP/M	NOVEMBER 2023	11/28/23	57.27	68354
101-265-930.000	12/08/23	HOME DEPOT CREDIT SERVICES	REPAIRS/MAINTENANCE	DECEMBER 2023	12/12/23	113.60	68380
101-265-936.000	12/08/23	THE WW WILLIAMS CO, LLC	ANNUAL MAINTENANCE/OPERATNL SVC -	057W17037	12/12/23	400.00	68417
101-265-974.000	11/24/23	STATE BANK	AMZN/PITNEY/CONSUMERS ENERGY/ODP/M	NOVEMBER 2023	11/28/23	1,262.10	68354
101-265-974.000	11/29/23	SPICER GROUP INC.	THOMAS TWP ADMIN BLDG & FIRE DEPT	225680	12/12/23	6,577.37	68411
101-265-974.000	11/27/23	THREE RIVERS CORPORATION	A23551 - THOMAS TOWNSHIP MOB & FSO	38397 - PP#3	12/12/23	300,000.00	68419
101-265-974.000	12/05/23	TSSF ARCHITECTS, INC	THOMAS TWP MOB/FSOA	2208-10	12/12/23	4,703.50	68421
			Total For Dept 265 BUILDING & GROUNDS			315,911.74	
Dept 276 CEMETERY							

GL Number	Invoice Date	Vendor	Invoice Desc.	Invoice	Chk Date	Amount	Check
Fund 101 GENERAL OPERATING FUND							
Dept 276 CEMETERY							
101-276-940.100	11/30/23	R.B. SATKOWIAK'SCITY SEWER C	2395 N RIVER RD/ - PORTABLE TOILET	1123-441	12/12/23	100.00	68402
			Total For Dept 276 CEMETERY			100.00	
Dept 282 GREAT LAKES TECH PARK MTCE							
101-282-920.000	11/15/23	CONSUMERS ENERGY CO	UTILITY BILL - 351 N GRAHAM RD	201809128126	11/28/23	306.09	68325
			Total For Dept 282 GREAT LAKES TECH PARK MTCE			306.09	
Dept 371 COMMUNITY DEVELOPMENT							
101-371-716.000	11/19/23	BLUE CROSS BLUE SHIELD OF MI	HEALTH/VISION	0003-12/20-01/1	11/28/23	565.31	68321
101-371-716.100	11/19/23	BLUE CROSS BLUE SHIELD OF MI	HEALTH INSURANCE	0002-12/20-01/1	11/28/23	12.64	68320
101-371-716.100	11/19/23	BLUE CROSS BLUE SHIELD OF MI	HEALTH/VISION	0003-12/20-01/1	11/28/23	6.25	68321
101-371-716.100	12/01/23	MADISON NATIONAL LIFE	LIFE/DISABILITY/AD&D	DECEMBER 2023	11/28/23	85.93	68339
101-371-716.200	12/01/23	DELTA DENTAL	DECEMBER 2023 PREMIUM	RIS0005311517	11/28/23	177.77	68330
101-371-716.300	12/01/23	MADISON NATIONAL LIFE	LIFE/DISABILITY/AD&D	DECEMBER 2023	11/28/23	22.87	68339
101-371-740.000	11/20/23	SAGINAW CO REGISTER OF DEEDS	CONVEYANCE - 28-12-3-25-1031-000	NOVEMBER 20, 20	11/28/23	30.00	68349
101-371-740.000	11/24/23	STATE BANK	AMZN/PITNEY/CONSUMERS ENERGY/ODP/M	NOVEMBER 2023	11/28/23	8.39	68354
101-371-740.000	11/30/23	PRINT EXPRESS OFFICE PRODUCT	FORMAT COPY - COMM DEV	0102377-001	12/12/23	70.50	68401
101-371-745.000	11/24/23	STATE BANK	AMZN/PITNEY/CONSUMERS ENERGY/ODP/M	NOVEMBER 2023	11/28/23	11.88	68354
101-371-802.000	12/04/23	OTTO BRANDT	LEGAL SERVICES	DECEMBER 2023	12/12/23	250.00	68398
101-371-850.100	11/24/23	STATE BANK	AMZN/PITNEY/CONSUMERS ENERGY/ODP/M	NOVEMBER 2023	11/28/23	43.31	68354
101-371-900.000	11/30/23	MLIVE MEDIA GROUP	BRD MTG/LEGALS/NOTICE PUBLIC HEARI	720657	12/12/23	1,390.16	68391
101-371-938.100	11/30/23	SPEEDWAY/WEX INC	GAS/DIESEL FUEL	93692869	12/12/23	30.49	68410
101-371-960.000	11/24/23	STATE BANK	AMZN/PITNEY/CONSUMERS ENERGY/ODP/M	NOVEMBER 2023	11/28/23	42.39	68354
			Total For Dept 371 COMMUNITY DEVELOPMENT			2,747.89	
Dept 421 CONSTRUCTION CODES							
101-421-716.000	11/19/23	BLUE CROSS BLUE SHIELD OF MI	HEALTH/VISION	0003-12/20-01/1	11/28/23	1,670.18	68321
101-421-716.100	11/19/23	BLUE CROSS BLUE SHIELD OF MI	HEALTH INSURANCE	0002-12/20-01/1	11/28/23	3.61	68320
101-421-716.100	11/19/23	BLUE CROSS BLUE SHIELD OF MI	HEALTH/VISION	0003-12/20-01/1	11/28/23	16.96	68321
101-421-716.100	12/01/23	MADISON NATIONAL LIFE	LIFE/DISABILITY/AD&D	DECEMBER 2023	11/28/23	51.95	68339
101-421-716.200	12/01/23	DELTA DENTAL	DECEMBER 2023 PREMIUM	RIS0005311517	11/28/23	176.04	68330
101-421-716.300	12/01/23	MADISON NATIONAL LIFE	LIFE/DISABILITY/AD&D	DECEMBER 2023	11/28/23	13.88	68339
101-421-740.000	11/24/23	STATE BANK	AMZN/PITNEY/CONSUMERS ENERGY/ODP/M	NOVEMBER 2023	11/28/23	102.15	68354
101-421-804.000	12/04/23	NORTHERN MI CODE OFFICIALS A	2024 MEMBERSHIP FEE - SIKA	2024	12/12/23	100.00	68396
101-421-850.100	11/24/23	STATE BANK	AMZN/PITNEY/CONSUMERS ENERGY/ODP/M	NOVEMBER 2023	11/28/23	20.02	68354
101-421-938.100	11/30/23	SPEEDWAY/WEX INC	GAS/DIESEL FUEL	93692869	12/12/23	161.54	68410
			Total For Dept 421 CONSTRUCTION CODES			2,316.33	
Dept 448 STREET LIGHTING							
101-448-920.000	11/30/23	CONSUMERS ENERGY CO	UTILITY BILL - STREET LIGHTS	206792195762	12/07/23	3,967.11	68364
101-448-920.000	11/30/23	CONSUMERS ENERGY CO	UTILITY BILL - 48609 LED LIGHT RD	201097316802	12/07/23	1,664.65	68364
			Total For Dept 448 STREET LIGHTING			5,631.76	
Dept 450 ROAD PROGRAMS							
101-450-930.000	11/24/23	BOARD OF COUNTY ROAD COMM	STATE RD - CULVERT ADDED	19706	11/28/23	1,264.20	68322
			Total For Dept 450 ROAD PROGRAMS			1,264.20	
Dept 752 ADMINISTRATION							
101-752-716.000	11/19/23	BLUE CROSS BLUE SHIELD OF MI	HEALTH/VISION	0003-12/20-01/1	11/28/23	2,353.74	68321
101-752-716.100	11/19/23	BLUE CROSS BLUE SHIELD OF MI	HEALTH/VISION	0003-12/20-01/1	11/28/23	17.29	68321
101-752-716.100	12/01/23	MADISON NATIONAL LIFE	LIFE/DISABILITY/AD&D	DECEMBER 2023	11/28/23	115.74	68339
101-752-716.200	12/01/23	DELTA DENTAL	DECEMBER 2023 PREMIUM	RIS0005311517	11/28/23	185.81	68330
101-752-716.300	12/01/23	MADISON NATIONAL LIFE	LIFE/DISABILITY/AD&D	DECEMBER 2023	11/28/23	31.99	68339

GL Number	Invoice Date	Vendor	Invoice Desc.	Invoice	Chk Date	Amount	Check
Fund 101 GENERAL OPERATING FUND							
Dept 752 ADMINISTRATION							
			Total For Dept 752 ADMINISTRATION			2,704.57	
Dept 756 FACILITY ACQUISITION/CONSTRUC							
101-756-974.575	11/24/23	STATE BANK	AMZN/PITNEY/CONSUMERS ENERGY/ODP/M	NOVEMBER 2023	11/28/23	31.33	68354
101-756-974.575	11/27/23	SPICER GROUP INC.	THOMAS TOWNSHIP NATURE CENTER SITE	225526	12/12/23	5,944.50	68411
			Total For Dept 756 FACILITY ACQUISITION/CONSTRUC			5,975.83	
Dept 762 SENIOR CITIZENS PROGRAMS							
101-762-740.000	11/24/23	STATE BANK	AMZN/PITNEY/CONSUMERS ENERGY/ODP/M	NOVEMBER 2023	11/28/23	133.46	68354
			Total For Dept 762 SENIOR CITIZENS PROGRAMS			133.46	
Dept 770 OPERATIONS & MAINTENANCE							
101-770-850.000	11/24/23	STATE BANK	AMZN/PITNEY/CONSUMERS ENERGY/ODP/M	NOVEMBER 2023	11/28/23	139.78	68354
101-770-850.100	11/24/23	STATE BANK	AMZN/PITNEY/CONSUMERS ENERGY/ODP/M	NOVEMBER 2023	11/28/23	135.54	68354
101-770-920.000	11/15/23	CONSUMERS ENERGY CO	UTILITY BILL - 400 LEDDY RD	207058790487	11/28/23	29.34	68325
101-770-920.000	11/15/23	CONSUMERS ENERGY CO	UTILITY BILL - 400 LEDDY RD - POOL	207058790486	11/28/23	104.32	68325
101-770-920.000	11/15/23	CONSUMERS ENERGY CO	UTILITY BILL - 300 LEDDY RD	207058790484	11/28/23	174.88	68325
101-770-920.000	11/15/23	CONSUMERS ENERGY CO	UTILITY BILL - 700 S RIVER RD	205012786565	11/28/23	46.51	68325
101-770-920.000	11/15/23	CONSUMERS ENERGY CO	UTILITY BILL - 9535 GRATIOT RD	201809128847	11/28/23	9.12	68325
101-770-920.000	11/27/23	CONSUMERS ENERGY CO	UTILITY BILL - 605 S MILLER RD	204300901803	12/07/23	102.85	68364
101-770-920.000	11/30/23	CONSUMERS ENERGY CO	UTILITY BILL - 755 BACON ST L4 LIG	206792195752	12/07/23	83.02	68364
101-770-920.000	11/30/23	CONSUMERS ENERGY CO	UTILITY BILL - 300 LEDDY RD L4 LIG	206792195733	12/07/23	223.60	68364
101-770-920.000	12/01/23	THOMAS TWP WATER	UTILITY BILL - 9535 GRATIOT RD	09/01/23-12/01/	12/12/23	36.63	68418
101-770-920.000	12/01/23	THOMAS TWP WATER	UTILITY BILL - 300 LEDDY RD	09/01/23-12/01/	12/12/23	139.96	68418
101-770-920.000	12/01/23	THOMAS TWP WATER	UTILITY BILL - 8215 SHIELDS DR - #	09/01/23-12/01/	12/12/23	61.37	68418
101-770-930.000	11/09/23	R&R READY MIX INC.	CONCRETE - 455 S MILLER - PARKS	0213489-IN	11/28/23	1,666.88	68347
101-770-930.000	11/24/23	STATE BANK	AMZN/PITNEY/CONSUMERS ENERGY/ODP/M	NOVEMBER 2023	11/28/23	114.56	68354
101-770-930.000	11/20/23	TSC STORES	REPAIRS/MAINTENANCE	NOVEMBER 2023	11/28/23	346.96	68357
101-770-930.000	12/08/23	HOME DEPOT CREDIT SERVICES	REPAIRS/MAINTENANCE	DECEMBER 2023	12/12/23	326.49	68380
101-770-930.000	11/30/23	STONE QUEST INC	POOL SAND/TOPSOIL	NOVEMBER 2023	12/12/23	92.25	68414
101-770-938.000	11/13/23	GARBER CS INC	REPAIR - 2008 CHEV SILVERADO - PAR	600562	11/28/23	413.93	68333
101-770-938.000	11/14/23	TOTTEN TIRE NORTHWEST INC.	OIL CHNG - 2006 CHEVY SILVERADO -	199837	11/28/23	57.00	68356
101-770-938.000	11/30/23	NAPA AUTO PARTS	VEHICLE MAINTENANCE	NOVEMBER 2023	12/12/23	1.78	68394
101-770-938.100	11/30/23	SPEEDWAY/WEX INC	GAS/DIESEL FUEL	93692869	12/12/23	272.56	68410
			Total For Dept 770 OPERATIONS & MAINTENANCE			4,579.33	
Dept 772 NATURE PRESERVE/CENTER							
101-772-740.000	11/24/23	STATE BANK	AMZN/PITNEY/CONSUMERS ENERGY/ODP/M	NOVEMBER 2023	11/28/23	725.00	68354
101-772-740.000	12/08/23	HOME DEPOT CREDIT SERVICES	REPAIRS/MAINTENANCE	DECEMBER 2023	12/12/23	191.25	68380
101-772-901.000	11/28/23	PRINT EXPRESS OFFICE PRODUCT	DECEMBER NATURE SCHEDULE	0102364-001	12/12/23	72.00	68401
101-772-920.000	11/26/23	CONSUMERS ENERGY CO	UTILITY BILL - 6660 GRATIOT RD	206525305102	12/07/23	309.93	68364
			Total For Dept 772 NATURE PRESERVE/CENTER			1,298.18	
Dept 774 SPECIAL EVENTS							
101-774-740.000	11/07/23	STANDARD ELECTRIC COMPANY	SUPPLIES - WINTER WONDERLAND	10202829-00	11/28/23	815.46	68353
101-774-740.000	11/24/23	STATE BANK	AMZN/PITNEY/CONSUMERS ENERGY/ODP/M	NOVEMBER 2023	11/28/23	89.90	68354
101-774-740.000	11/20/23	TSC STORES	REPAIRS/MAINTENANCE	NOVEMBER 2023	11/28/23	109.94	68357
101-774-740.000	11/30/23	PARTY WHEEL CLOWN SERVICES L	2023 WINTER WONDERLAND - ROBERTS P	2023	12/07/23	400.00	68367
101-774-740.000	12/01/23	PAT WATSON	2023 WINTER WONDERLAND - ROBERTS P	2023	12/07/23	80.00	68368
101-774-740.000	12/08/23	HOME DEPOT CREDIT SERVICES	REPAIRS/MAINTENANCE	DECEMBER 2023	12/12/23	1,366.03	68380
101-774-740.000	12/01/23	PRINT EXPRESS OFFICE PRODUCT	WINTER WONDERLAND TICKETS/BROCHURE	0102400-001	12/12/23	546.00	68401
101-774-740.000	12/01/23	SIGN IMAGE INC	WINTER WONDERLAND SPONSORSHIP BANN	28383	12/12/23	725.20	68409
101-774-740.000	11/15/23	STANDARD ELECTRIC COMPANY	CREDIT - 4W-4P PLUG - PARKS	10204635-00	12/12/23	(492.66)	68412
101-774-740.000	11/30/23	STANDARD ELECTRIC COMPANY	SUPPLIES - WINTER WONDERLAND	10204634-00	12/12/23	507.44	68412

GL Number	Invoice Date	Vendor	Invoice Desc.	Invoice	Chk Date	Amount	Check
Fund 101 GENERAL OPERATING FUND							
Dept 774 SPECIAL EVENTS							
101-774-817.000	12/04/23	LAURIE SPEAR	2023 WINTER WONDERLAND - ROBERTS P	DECEMBER 8, 202	12/07/23	450.00	68365
101-774-817.000	12/04/23	LAURIE SPEAR	2023 WINTER WONDERLAND - ROBERTS P	DECEMBER 9, 202	12/07/23	450.00	68366
			Total For Dept 774 SPECIAL EVENTS			5,047.31	
			Total For Fund 101 GENERAL OPERATING FUND			398,288.47	
Fund 205 PUBLIC SAFETY-FIRE DEPARTMENT							
Dept 000							
205-000-716.000	11/19/23	BLUE CROSS BLUE SHIELD OF MI	HEALTH/VISION	0003-12/20-01/1	11/28/23	2,692.65	68321
205-000-716.100	11/19/23	BLUE CROSS BLUE SHIELD OF MI	HEALTH/VISION	0003-12/20-01/1	11/28/23	48.18	68321
205-000-716.100	12/01/23	MADISON NATIONAL LIFE	LIFE/DISABILITY/AD&D	DECEMBER 2023	11/28/23	158.47	68339
205-000-716.200	12/01/23	DELTA DENTAL	DECEMBER 2023 PREMIUM	RIS0005311517	11/28/23	300.00	68330
205-000-716.300	12/01/23	MADISON NATIONAL LIFE	LIFE/DISABILITY/AD&D	DECEMBER 2023	11/28/23	44.90	68339
205-000-740.000	11/21/23	PHOENIX SAFETY OUTFITTERS	UNIFORMS - FIRE	SI-139978	11/28/23	88.87	68343
205-000-740.000	11/24/23	STATE BANK	AMZN/PITNEY/CONSUMERS ENERGY/ODP/M	NOVEMBER 2023	11/28/23	141.80	68354
205-000-740.000	12/05/23	PRINT EXPRESS OFFICE PRODUCT	NAMEPLATE - KRASZEWSKI	0102416-001	12/12/23	23.38	68401
205-000-810.000	11/24/23	STATE BANK	AMZN/PITNEY/CONSUMERS ENERGY/ODP/M	NOVEMBER 2023	11/28/23	388.18	68354
205-000-850.000	11/24/23	STATE BANK	AMZN/PITNEY/CONSUMERS ENERGY/ODP/M	NOVEMBER 2023	11/28/23	53.99	68354
205-000-850.000	12/01/23	123.NET	TELEPHONE SERVICE	623197	12/12/23	116.41	68370
205-000-850.100	11/24/23	STATE BANK	AMZN/PITNEY/CONSUMERS ENERGY/ODP/M	NOVEMBER 2023	11/28/23	119.43	68354
205-000-920.000	11/15/23	CONSUMERS ENERGY CO	UTILITY BILL - 355 N MILLER RD	205279721232	11/28/23	1,029.33	68325
205-000-920.000	11/15/23	CONSUMERS ENERGY CO	UTILITY BILL - 8215 SHIELDS DR	207058790690	11/28/23	362.52	68325
205-000-920.000	11/16/23	CONSUMERS ENERGY CO	UTILITY BILL - 9970 DICE RD	205724670023	11/28/23	381.06	68325
205-000-920.000	11/30/23	CONSUMERS ENERGY CO	UTILITY BILL - 48609 SIREN RD	204033920878	12/07/23	24.92	68364
205-000-920.000	12/01/23	THOMAS TWP WATER	UTILITY BILL - 355 N MILLER RD	09/01/23-12/01/	12/12/23	379.29	68418
205-000-920.000	12/01/23	THOMAS TWP WATER	UTILITY BILL - 8215 SHIELDS DR	09/01/23-12/01/	12/12/23	106.10	68418
205-000-930.000	11/24/23	STATE BANK	AMZN/PITNEY/CONSUMERS ENERGY/ODP/M	NOVEMBER 2023	11/28/23	14.32	68354
205-000-930.000	12/08/23	HOME DEPOT CREDIT SERVICES	REPAIRS/MAINTENANCE	DECEMBER 2023	12/12/23	32.46	68380
205-000-936.000	11/13/23	OTIS ELEVATOR COMPANY	MAINTENANCE SVC - 12/01/23-02/29/2	100401363241	12/12/23	82.18	68397
205-000-938.000	12/08/23	HOME DEPOT CREDIT SERVICES	REPAIRS/MAINTENANCE	DECEMBER 2023	12/12/23	13.79	68380
205-000-938.000	11/30/23	NAPA AUTO PARTS	VEHICLE MAINTENANCE	NOVEMBER 2023	12/12/23	49.98	68394
205-000-938.000	12/04/23	SHIELDS QUICK LUBE LLC	VEHICLE MAINTENANCE - FIRE	NOVEMBER 2023	12/12/23	57.95	68408
205-000-938.100	11/30/23	SPEEDWAY/WEX INC	GAS/DIESEL FUEL	93692869	12/12/23	708.76	68410
205-000-960.000	11/08/23	OAKLAND COMMUNITY COLLEGE	CREST TOWER TRAINING - FIRE	10268094	11/28/23	2,280.00	68342
205-000-960.000	11/12/23	SAGINAW COUNTY FIRE CHIEFS A	DECEMBER SCFCA MEMBERSHIP MTG	NOVEMBER 12, 20	11/28/23	50.00	68350
205-000-960.000	11/24/23	STATE BANK	AMZN/PITNEY/CONSUMERS ENERGY/ODP/M	NOVEMBER 2023	11/28/23	311.54	68354
			Total For Dept 000			10,060.46	
			Total For Fund 205 PUBLIC SAFETY-FIRE DEPARTMENT			10,060.46	
Fund 206 FIRE APPARATUS							
Dept 000							
206-000-974.000	10/04/23	DICKINSON WRIGHT PLLC	2023 INSTALLMENT PURCHASE - FSOA	105638-2	11/28/23	6,000.00	68332
206-000-974.000	11/29/23	SPICER GROUP INC.	THOMAS TWP ADMIN BLDG & FIRE DEPT	225680	12/12/23	2,818.88	68411
206-000-974.000	11/27/23	THREE RIVERS CORPORATION	A23551 - THOMAS TOWNSHIP MOB & FSO	38397 - PP#3	12/12/23	509,743.60	68419
206-000-974.000	12/05/23	TSSF ARCHITECTS, INC	THOMAS TWP MOB/FSOA	2208-10	12/12/23	4,296.50	68421
			Total For Dept 000			522,858.98	
			Total For Fund 206 FIRE APPARATUS			522,858.98	
Fund 207 PUBLIC SAFETY-POLICE							
Dept 000							
207-000-607.100	12/04/23	STATE OF MICHIGAN	SOR REGISTRATION FEE	551-627187	12/12/23	60.00	68413

GL Number	Invoice Date	Vendor	Invoice Desc.	Invoice	Chk Date	Amount	Check
Fund 207 PUBLIC SAFETY-POLICE							
Dept 000							
207-000-716.000	11/19/23	BLUE CROSS BLUE SHIELD OF MI	HEALTH/VISION	0003-12/20-01/1	11/28/23	9,255.63	68321
207-000-716.050	11/07/23	BLUE CROSS BLUE SHIELD OF MI	HEALTH INSURANCE	0004-12/01-12/3	11/28/23	200.00	68319
207-000-716.100	11/19/23	BLUE CROSS BLUE SHIELD OF MI	HEALTH/VISION	0003-12/20-01/1	11/28/23	92.88	68321
207-000-716.100	12/01/23	MADISON NATIONAL LIFE	LIFE/DISABILITY/AD&D	DECEMBER 2023	11/28/23	450.30	68339
207-000-716.200	12/01/23	DELTA DENTAL	DECEMBER 2023 PREMIUM	RIS0005311517	11/28/23	782.67	68330
207-000-716.300	12/01/23	MADISON NATIONAL LIFE	LIFE/DISABILITY/AD&D	DECEMBER 2023	11/28/23	133.54	68339
207-000-716.600	11/27/23	CHARLIE BROCKER	RETIREE STIPEND HEALTHCARE COSTS	12-2023	11/28/23	200.00	68324
207-000-740.000	11/24/23	STATE BANK	AMZN/PITNEY/CONSUMERS ENERGY/ODP/M	NOVEMBER 2023	11/28/23	46.31	68354
207-000-742.000	11/21/23	PHOENIX SAFETY OUTFITTERS	UNFORMS - POLICE	SI-139964	11/28/23	149.96	68343
207-000-802.000	12/04/23	OTTO BRANDT	LEGAL SERVICES	DECEMBER 2023	12/12/23	1,205.00	68398
207-000-804.000	11/20/23	POLICE CHIEFS ASSC-SAG COUNT	2024 MEMBERSHIP DUES	2024	11/28/23	125.00	68344
207-000-810.000	11/13/23	SAGINAW COUNTY TREASURER	ARRAIGNMENTS OCTOBER 2023	8856	11/28/23	142.80	68351
207-000-836.000	12/01/23	COVENANT OCCUPATIONAL	EMPLOYEE PHYSICAL	272764	12/12/23	120.00	68374
207-000-836.000	11/22/23	PARTNERS IN CHANGE	EMPLOYEE EVALUATION	110446	12/12/23	400.00	68400
207-000-850.000	12/01/23	123.NET	TELEPHONE SERVICE	623197	12/12/23	116.41	68370
207-000-850.100	11/24/23	STATE BANK	AMZN/PITNEY/CONSUMERS ENERGY/ODP/M	NOVEMBER 2023	11/28/23	195.30	68354
207-000-920.000	11/15/23	CONSUMERS ENERGY CO	UTILITY BILL - 8215 SHIELDS DR	207058790690	11/28/23	362.53	68325
207-000-920.000	12/01/23	THOMAS TWP WATER	UTILITY BILL - 8215 SHIELDS DR	09/01/23-12/01/	12/12/23	106.10	68418
207-000-930.000	11/24/23	STATE BANK	AMZN/PITNEY/CONSUMERS ENERGY/ODP/M	NOVEMBER 2023	11/28/23	14.32	68354
207-000-936.000	11/13/23	OTIS ELEVATOR COMPANY	MAINTENANCE SVC - 12/01/23-02/29/2	100401363241	12/12/23	82.19	68397
207-000-938.000	11/22/23	GARBER CS INC	REPAIR - 2022 FORD F150 PU- POLICE	601154	12/12/23	74.66	68378
207-000-938.000	11/29/23	MCDONALD FORD SUZUKI	REPAIR - 2019 FORD EXPLORER - POLI	6011988/1	12/12/23	1,464.81	68386
207-000-938.000	11/22/23	MIKE S WRECKER SERVICE INC.	TOW SVC - POLICE #502	1683015	12/12/23	78.00	68390
207-000-938.100	11/30/23	SPEEDWAY/WEX INC	GAS/DIESEL FUEL	93692869	12/12/23	1,419.03	68410
207-000-956.000	11/24/23	STATE BANK	AMZN/PITNEY/CONSUMERS ENERGY/ODP/M	NOVEMBER 2023	11/28/23	102.96	68354
207-000-960.000	11/24/23	STATE BANK	AMZN/PITNEY/CONSUMERS ENERGY/ODP/M	NOVEMBER 2023	11/28/23	104.20	68354
			Total For Dept 000			17,484.60	
			Total For Fund 207 PUBLIC SAFETY-POLICE			17,484.60	
Fund 248 Downtown Development Authority							
Dept 000							
248-000-920.000	11/15/23	CONSUMERS ENERGY CO	UTILITY BILL - 239 MILLER CT	205546696296	11/28/23	13.18	68325
248-000-920.000	11/15/23	CONSUMERS ENERGY CO	UTILITY BILL - 8270 GRATIOT RD	204834808090	11/28/23	27.85	68325
248-000-920.000	11/15/23	CONSUMERS ENERGY CO	UTILITY BILL - 101 LUTZKE RD	201631142585	11/28/23	28.04	68325
248-000-920.000	11/15/23	CONSUMERS ENERGY CO	UTILITY BILL - 6909 GRATIOT RD	201631142584	11/28/23	43.87	68325
248-000-920.000	11/15/23	CONSUMERS ENERGY CO	UTILITY BILL - 7863 GRATIOT RD	201631142583	11/28/23	30.82	68325
248-000-920.000	11/15/23	CONSUMERS ENERGY CO	UTILITY BILL - 20 N GRAHAM RD	201809129466	11/28/23	47.33	68328
			Total For Dept 000			191.09	
			Total For Fund 248 Downtown Development Authorit			191.09	
Fund 271 LIBRARY FUND							
Dept 000							
271-000-716.000	11/19/23	BLUE CROSS BLUE SHIELD OF MI	HEALTH/VISION	0003-12/20-01/1	11/28/23	969.47	68321
271-000-716.000	12/01/23	DELTA DENTAL	DECEMBER 2023 PREMIUM	RIS0005311517	11/28/23	39.11	68330
271-000-716.500	11/10/23	UNUM %MEBS	DISABILITY - LIBRARY	8838	11/28/23	711.88	68359
271-000-727.000	11/09/23	DEMCO INC	OFFICE SUPPLIES - LIBRARY	7396714 - 8840	11/28/23	193.28	68331
271-000-727.000	10/23/23	PRINT EXPRESS OFFICE PRODUCT	OFFICE SUPPLIES - LIBRARY	0102058-001 - 8	11/28/23	149.11	68345
271-000-728.000	11/10/23	BAKER & TAYLOR	CHILDREN/ADULT BOOKS	8836	11/28/23	1,836.20	68318
271-000-728.100	11/10/23	BAKER & TAYLOR	CHILDREN/ADULT BOOKS	8836	11/28/23	1,361.45	68318
271-000-728.100	11/10/23	CENGAGE LEARNING INC - GALE	BOOKS	8835	11/28/23	276.71	68323
271-000-730.000	11/10/23	GREAT LAKES ANGLER	PERIODICALS - 2 YRS	8834	11/28/23	37.95	68334

GL Number	Invoice Date	Vendor	Invoice Desc.	Invoice	Chk Date	Amount	Check
Fund 271 LIBRARY FUND							
Dept 000							
271-000-732.000	11/10/23	JANET ADAIR	REIMBURSEMENTS - SRP - LIBRARY	8833	11/28/23	53.72	68335
271-000-850.000	11/20/23	WILDFIRE CREDIT UNION	ATT/SPECTRUM	NOVEMBER 2023 -	11/28/23	332.73	68361
271-000-901.000	11/10/23	U. S. POSTAL SERVICE	STAMPS - LIBRARY	8837	11/28/23	66.00	68358
271-000-920.000	11/15/23	CONSUMERS ENERGY CO	UTILITY BILL - 8207 SHIELDS DR	207058790689	11/28/23	780.09	68325
271-000-930.000	10/31/23	B&B LAWN MAINTENANCE	LAWN MAINTENANCE - LIBRARY	OCTOBER 2023 -	11/28/23	210.00	68317
271-000-956.000	10/23/23	JOLETEC INC	CRASH PLAN PROS - LIBRARY	135222 - 8832	11/28/23	534.00	68337
			Total For Dept 000			7,551.70	
			Total For Fund 271 LIBRARY FUND			7,551.70	
Fund 590 SEWER FUND							
Dept 536 ADMINISTRATION							
590-536-716.000	11/19/23	BLUE CROSS BLUE SHIELD OF MI	HEALTH/VISION	0003-12/20-01/1	11/28/23	1,656.01	68321
590-536-716.100	11/19/23	BLUE CROSS BLUE SHIELD OF MI	HEALTH/VISION	0003-12/20-01/1	11/28/23	15.72	68321
590-536-716.100	12/01/23	MADISON NATIONAL LIFE	LIFE/DISABILITY/AD&D	DECEMBER 2023	11/28/23	79.88	68339
590-536-716.200	12/01/23	DELTA DENTAL	DECEMBER 2023 PREMIUM	RIS0005311517	11/28/23	128.49	68330
590-536-716.300	12/01/23	MADISON NATIONAL LIFE	LIFE/DISABILITY/AD&D	DECEMBER 2023	11/28/23	22.92	68339
590-536-740.000	12/01/23	PRINT EXPRESS OFFICE PRODUCT	UTILITY PAPER - WATER/SEWER	0102399-001	12/12/23	72.49	68401
590-536-740.000	12/05/23	REIMOLD PRINTING CORPORATION	DECEMBER WATER BILLS - FOLD/INSERT	73023	12/12/23	97.02	68403
590-536-740.000	12/04/23	U. S. POSTAL SERVICE	BULK POSTAGE PERMIT #273 - WATER	DECEMBER 4, 202	12/12/23	481.32	68422
590-536-810.000	11/24/23	STATE BANK	AMZN/PITNEY/CONSUMERS ENERGY/ODP/M	NOVEMBER 2023	11/28/23	120.00	68354
			Total For Dept 536 ADMINISTRATION			2,673.85	
Dept 540 OPERATIONS & MAINTENANCE							
590-540-716.000	11/19/23	BLUE CROSS BLUE SHIELD OF MI	HEALTH/VISION	0003-12/20-01/1	11/28/23	1,988.51	68321
590-540-716.100	11/19/23	BLUE CROSS BLUE SHIELD OF MI	HEALTH/VISION	0003-12/20-01/1	11/28/23	23.67	68321
590-540-716.100	12/01/23	MADISON NATIONAL LIFE	LIFE/DISABILITY/AD&D	DECEMBER 2023	11/28/23	107.09	68339
590-540-716.200	12/01/23	DELTA DENTAL	DECEMBER 2023 PREMIUM	RIS0005311517	11/28/23	260.89	68330
590-540-716.300	12/01/23	MADISON NATIONAL LIFE	LIFE/DISABILITY/AD&D	DECEMBER 2023	11/28/23	29.01	68339
590-540-817.000	11/22/23	SPICER GROUP INC.	THOMAS TWP - WASTEWATER STRATEGY S	225351	12/12/23	1,558.75	68411
590-540-850.000	11/24/23	STATE BANK	AMZN/PITNEY/CONSUMERS ENERGY/ODP/M	NOVEMBER 2023	11/28/23	100.22	68354
590-540-850.000	12/01/23	123.NET	TELEPHONE SERVICE	623197	12/12/23	116.41	68370
590-540-850.100	11/24/23	STATE BANK	AMZN/PITNEY/CONSUMERS ENERGY/ODP/M	NOVEMBER 2023	11/28/23	141.24	68354
590-540-920.000	11/13/23	CONSUMERS ENERGY CO	UTILITY BILL - 6960 STROEBEL RD	206881066185	11/28/23	2,314.91	68325
590-540-920.000	11/15/23	CONSUMERS ENERGY CO	UTILITY BILL - 9300 HIGHLAND GREEN	206080588919	11/28/23	41.52	68325
590-540-920.000	11/15/23	CONSUMERS ENERGY CO	UTILITY BILL - 85 N GRAHAM RD #PS1	205813631458	11/28/23	117.42	68325
590-540-920.000	11/15/23	CONSUMERS ENERGY CO	UTILITY BILL - 20 E STARK DR	205813631457	11/28/23	279.71	68325
590-540-920.000	11/15/23	CONSUMERS ENERGY CO	UTILITY BILL - 1667 MILLER RD	205546695892	11/28/23	28.79	68325
590-540-920.000	11/15/23	CONSUMERS ENERGY CO	UTILITY BILL - 25 S GLEANER RD	204478839548	11/28/23	28.79	68325
590-540-920.000	11/15/23	CONSUMERS ENERGY CO	UTILITY BILL - 840 VAN WORMER RD	202343082964	11/28/23	50.96	68325
590-540-920.000	11/15/23	CONSUMERS ENERGY CO	UTILITY BILL - 1494 S GRAHAM RD	201453165441	11/28/23	123.86	68325
590-540-920.000	11/15/23	CONSUMERS ENERGY CO	UTILITY BILL - 125 E GLOUCESTER DR	201720137483	11/28/23	138.01	68325
590-540-920.000	11/15/23	CONSUMERS ENERGY CO	UTILITY BILL - 8215 SHIELDS DR	207058790690	11/28/23	543.80	68325
590-540-920.000	11/16/23	CONSUMERS ENERGY CO	UTILITY BILL - 7576 STATE RD	204122899238	11/28/23	156.25	68325
590-540-920.000	11/16/23	CONSUMERS ENERGY CO	UTILITY BILL - 3200 N THOMAS RD	201097295811	11/28/23	492.39	68325
590-540-920.000	11/16/23	CONSUMERS ENERGY CO	UTILITY BILL - 1755 THUNDERBIRD DR	201987124505	11/28/23	122.42	68325
590-540-920.000	11/16/23	CONSUMERS ENERGY CO	UTILITY BILL - 1505 N GLEANER RD U	203233011962	11/28/23	1,061.24	68325
590-540-920.000	11/16/23	CONSUMERS ENERGY CO	UTILITY BILL - 3944 N RIVER RD	204300887245	11/28/23	62.00	68325
590-540-920.000	11/16/23	CONSUMERS ENERGY CO	UTILITY BILL - 4530 N THOMAS RD	205546697896	11/28/23	59.51	68325
590-540-920.000	11/16/23	CONSUMERS ENERGY CO	UTILITY BILL - 1505 N GLEANER RD	206614290982	11/28/23	33.23	68325
590-540-920.000	11/16/23	CONSUMERS ENERGY CO	UTILITY BILL - 2323 N RIVER RD	206881072384	11/28/23	28.79	68325
590-540-920.000	11/16/23	CONSUMERS ENERGY CO	UTILITY BILL - 7768 MADELINE ST	205546697903	11/28/23	393.02	68325
590-540-920.000	11/28/23	JAMES TOWNSHIP	UTILITY BILL - 1000 STROEBEL	08/29/23-11/28/	12/12/23	56.88	68381

GL Number	Invoice Date	Vendor	Invoice Desc.	Invoice	Chk Date	Amount	Check
Fund 590 SEWER FUND							
Dept 540 OPERATIONS & MAINTENANCE							
590-540-920.000	12/01/23	THOMAS TWP WATER	UTILITY BILL - 251 MILLER CT	09/01/23-12/01/	12/12/23	123.88	68418
590-540-922.000	07/18/23	SAGINAW CHARTER TOWNSHIP	WASTEWATER TREATMENT FEE - 3RD QUA	FS00348	11/28/23	129,489.67	68348
590-540-930.000	10/02/23	MARLO CO LAWN SPRINKLER SYS	WINTERIZATION - ELEVATED WATER TOW	117566	11/28/23	126.00	68340
590-540-930.000	11/09/23	MURIN LANDSCAPING	SEED/MULCH PUMP STATION - STATE ST	23728	11/28/23	250.00	68341
590-540-930.000	11/24/23	STATE BANK	AMZN/PITNEY/CONSUMERS ENERGY/ODP/M	NOVEMBER 2023	11/28/23	176.02	68354
590-540-930.000	11/20/23	TSC STORES	REPAIRS/MAINTENANCE	NOVEMBER 2023	11/28/23	117.55	68357
590-540-930.000	12/07/23	ABLE WELDING INC	WELD ANGLE STOP - PLOW	13015	12/12/23	62.50	68371
590-540-930.000	12/08/23	HOME DEPOT CREDIT SERVICES	REPAIRS/MAINTENANCE	DECEMBER 2023	12/12/23	484.41	68380
590-540-930.000	11/30/23	R.B. SATKOWIAK'SCITY SEWER C	THOMAS RD/THUNDERBIRD/SUE/MADELINE	1123-484	12/12/23	2,625.00	68402
590-540-930.000	11/30/23	R.B. SATKOWIAK'SCITY SEWER C	ARMSTRONG & M52	1123-496	12/12/23	700.00	68402
590-540-930.000	11/30/23	STONE QUEST INC	POOL SAND/TOPSOIL	NOVEMBER 2023	12/12/23	63.67	68414
590-540-930.000	11/21/23	USABLUEBOOK	MAINTENANCE SUPPLIES - DPW	INV00202039	12/12/23	936.74	68423
590-540-930.000	12/08/23	WOHLFEIL HARDWARE	REPAIRS/MAINTENANCE - DPW	78365/1	12/12/23	27.97	68424
590-540-936.000	12/08/23	THE WW WILLIAMS CO, LLC	WINCO LMD190ST	057W17031	12/12/23	300.00	68417
590-540-936.000	12/08/23	THE WW WILLIAMS CO, LLC	ANNUAL MAINTENANCE/OPERATNL SVC -	057W17034	12/12/23	200.00	68417
590-540-936.000	12/08/23	THE WW WILLIAMS CO, LLC	ANNUAL MAINTENANCE/OPERATNL SVC -	057W17035	12/12/23	300.00	68417
590-540-938.000	12/07/23	TRI-COUNTY EQUIPMENT	MAINTENANCE - JOHN DEERE 60 - DPW	2201132	12/12/23	209.13	68420
590-540-938.000	12/01/23	TRI-COUNTY EQUIPMENT	MAINTENANCE - JOHN DEERE 1435 - DP	2199765	12/12/23	280.41	68420
590-540-938.100	11/30/23	SPEEDWAY/WEX INC	GAS/DIESEL FUEL	93692869	12/12/23	840.72	68410
590-540-956.000	12/01/23	JOANNE E BOEHLER, TREASURER	TAX PAYMENT - 6000 STROEBEL RD	WINTER 2023	12/12/23	0.91	68383
			Total For Dept 540 OPERATIONS & MAINTENANCE			147,773.87	
Dept 900 CAPITAL CONTROL							
590-900-974.000	11/27/23	SPICER GROUP INC.	THOMAS TWP - PUMP STATION NO 6 FLO	225449	12/12/23	2,956.25	68411
590-900-974.175	11/24/23	BOARD OF COUNTY ROAD COMM	RAMBLING ACRES HMA RD WRK - SANITA	19710	11/28/23	101,169.75	68314
590-900-974.175	10/31/23	RCL CONSTRUCTION CO.,INC	THOMAS TWP SANITARY SEWER IMPRVMNT	131335SG2021 -	11/28/23	674,613.45	68315
590-900-974.175	10/31/23	THE ISABELLA CORPORATION	THOMAS TWP SANITARY SEWER IMPRVMNT	131335SG2021 -	11/28/23	1,338,817.65	68316
590-900-974.175	10/31/23	AMERICAN EXCAVATING, LTD	THOMAS TWP SANITARY SEWER IMPRVMNT	131335SG2021 -	12/07/23	115,602.97	68362
590-900-974.175	11/27/23	SPICER GROUP INC.	THOMAS TWP - SANITARY SEWER IMPRVM	225448	12/07/23	167,539.89	68363
590-900-974.175	12/04/23	MICHIGAN PIPE & VALVE	HSC PRJCT - DIVISION A	S039851	12/12/23	9,915.00	68425
590-900-974.175	11/28/23	MICHIGAN PIPE & VALVE	HSC PRJCT - DIVISION C	S040113	12/12/23	925.00	68425
590-900-974.175	12/04/23	MICHIGAN PIPE & VALVE	HSC PRJCT - DIVISION C	S040130	12/12/23	1,718.00	68425
590-900-974.175	12/04/23	MICHIGAN PIPE & VALVE	HSC PRJCT - DIVISION C	S040139	12/12/23	2,505.00	68425
590-900-974.175	12/04/23	MICHIGAN PIPE & VALVE	HSC PRJCT - DIVISION C	S040158	12/12/23	412.00	68425
590-900-974.185	11/20/23	PRINT EXPRESS OFFICE PRODUCT	BUSINESS CARDS - HORSTMAN	0102316-001	11/28/23	12.50	68345
590-900-974.185	11/24/23	STATE BANK	AMZN/PITNEY/CONSUMERS ENERGY/ODP/M	NOVEMBER 2023	11/28/23	395.97	68354
590-900-974.185	11/29/23	FAHEY SCHULTZ BURZYCH RHODES	LEGAL SERVICES - PHOENIX PRJCT	15820	12/12/23	336.00	68376
590-900-974.185	12/04/23	OTTO BRANDT	LEGAL SERVICES - PHOENIX PROJECT	DECEMBER 2023 -	12/12/23	1,075.00	68399
			Total For Dept 900 CAPITAL CONTROL			2,417,994.43	
			Total For Fund 590 SEWER FUND			2,568,442.15	
Fund 591 WATER FUND							
Dept 536 ADMINISTRATION							
591-536-716.000	11/19/23	BLUE CROSS BLUE SHIELD OF MI	HEALTH/VISION	0003-12/20-01/1	11/28/23	1,656.01	68321
591-536-716.100	11/19/23	BLUE CROSS BLUE SHIELD OF MI	HEALTH/VISION	0003-12/20-01/1	11/28/23	15.72	68321
591-536-716.100	12/01/23	MADISON NATIONAL LIFE	LIFE/DISABILITY/AD&D	DECEMBER 2023	11/28/23	79.88	68339
591-536-716.200	12/01/23	DELTA DENTAL	DECEMBER 2023 PREMIUM	RIS0005311517	11/28/23	128.49	68330
591-536-716.300	12/01/23	MADISON NATIONAL LIFE	LIFE/DISABILITY/AD&D	DECEMBER 2023	11/28/23	22.92	68339
591-536-740.000	12/01/23	PRINT EXPRESS OFFICE PRODUCT	UTILITY PAPER - WATER/SEWER	0102399-001	12/12/23	72.50	68401
591-536-740.000	12/05/23	REIMOLD PRINTING CORPORATION	DECEMBER WATER BILLS - FOLD/INSERT	73023	12/12/23	97.03	68403
591-536-740.000	12/04/23	U. S. POSTAL SERVICE	BULK POSTAGE PERMIT #273 - WATER	DECEMBER 4, 202	12/12/23	481.32	68422
591-536-810.000	11/24/23	STATE BANK	AMZN/PITNEY/CONSUMERS ENERGY/ODP/M	NOVEMBER 2023	11/28/23	120.00	68354

GL Number	Invoice Date	Vendor	Invoice Desc.	Invoice	Chk Date	Amount	Check
Fund 591 WATER FUND							
Dept 536 ADMINISTRATION							
			Total For Dept 536 ADMINISTRATION			2,673.87	
Dept 540 OPERATIONS & MAINTENANCE							
591-540-716.000	11/19/23	BLUE CROSS BLUE SHIELD OF MI	HEALTH/VISION	0003-12/20-01/1	11/28/23	1,988.51	68321
591-540-716.100	11/19/23	BLUE CROSS BLUE SHIELD OF MI	HEALTH/VISION	0003-12/20-01/1	11/28/23	23.67	68321
591-540-716.100	12/01/23	MADISON NATIONAL LIFE	LIFE/DISABILITY/AD&D	DECEMBER 2023	11/28/23	107.09	68339
591-540-716.200	12/01/23	DELTA DENTAL	DECEMBER 2023 PREMIUM	RIS0005311517	11/28/23	260.89	68330
591-540-716.300	12/01/23	MADISON NATIONAL LIFE	LIFE/DISABILITY/AD&D	DECEMBER 2023	11/28/23	29.01	68339
591-540-810.000	11/29/23	BADGER METER INC.	BEACON MBL HOSTING SRV UNIT/CELLUL	80145490	12/12/23	361.36	68372
591-540-810.000	11/27/23	NORTHERN LAKE SERVICE, INC	UCMR5 TESTING SE3 - DPW	2320431	12/12/23	840.00	68395
591-540-850.000	11/24/23	STATE BANK	AMZN/PITNEY/CONSUMERS ENERGY/ODP/M	NOVEMBER 2023	11/28/23	26.59	68354
591-540-850.000	12/01/23	123.NET	TELEPHONE SERVICE	623197	12/12/23	116.41	68370
591-540-850.100	11/24/23	STATE BANK	AMZN/PITNEY/CONSUMERS ENERGY/ODP/M	NOVEMBER 2023	11/28/23	141.25	68354
591-540-920.000	11/15/23	CONSUMERS ENERGY CO	UTILITY BILL - 1167 N GRAHAM RD	204122896652	11/28/23	374.60	68325
591-540-920.000	11/15/23	CONSUMERS ENERGY CO	UTILITY BILL - 2020 ORR RD	201542151015	11/28/23	28.79	68325
591-540-920.000	11/15/23	CONSUMERS ENERGY CO	UTILITY BILL - 8215 SHIELDS DR	207058790690	11/28/23	543.80	68325
591-540-920.000	11/16/23	CONSUMERS ENERGY CO	UTILITY BILL - 9465 TITTABAWASSEE	203588957982	11/28/23	28.79	68325
591-540-920.000	11/30/23	CONSUMERS ENERGY CO	UTILITY BILL - 12350 GEDDES RD	201364225495	12/07/23	28.79	68364
591-540-927.000	12/01/23	THOMAS TWP WATER	UTILITY BILL - 251 MILLER CT	09/01/23-12/01/	12/12/23	123.88	68418
591-540-927.100	11/30/23	CITY OF SAGINAW	USAGE - 6703 GRATIOT AVE	11/30/2023	12/12/23	158,401.62	68373
591-540-930.000	11/09/23	MURIN LANDSCAPING	USAGE - 6703 GRATIOT AVE	11/30/2023	12/12/23	102,622.00	68373
591-540-930.000	11/24/23	STATE BANK	SEED/MULCH PUMP STATION - STATE ST	23728	11/28/23	250.00	68341
591-540-930.000	11/20/23	TSC STORES	AMZN/PITNEY/CONSUMERS ENERGY/ODP/M	NOVEMBER 2023	11/28/23	176.02	68354
591-540-930.000	12/07/23	ABLE WELDING INC	REPAIRS/MAINTENANCE	NOVEMBER 2023	11/28/23	117.55	68357
591-540-930.000	12/08/23	HOME DEPOT CREDIT SERVICES	WELD ANGLE STOP - PLOW	13015	12/12/23	62.50	68371
591-540-930.000	11/22/23	LANDSCAPE CRAFTSMEN	REPAIRS/MAINTENANCE	DECEMBER 2023	12/12/23	484.41	68380
591-540-930.000	11/27/23	MICHIGAN PIPE & VALVE	LANDSCAPE - 7576 STATE RD - LIFT S	6804	12/12/23	6,733.72	68384
591-540-930.000	12/05/23	R.B. SATKOWIAK'SCITY SEWER C	MAINTENANCE SUPPLIES - DPW	S040085	12/12/23	1,045.00	68388
591-540-930.000	11/30/23	STONE QUEST INC	11930 GEDDES RD	1223-003	12/12/23	460.00	68402
591-540-930.000	11/21/23	USABLUEBOOK	POOL SAND/TOPSOIL	NOVEMBER 2023	12/12/23	63.68	68414
591-540-930.000	12/08/23	WOHLFEIL HARDWARE	MAINTENANCE SUPPLIES - DPW	INV00202039	12/12/23	936.74	68423
591-540-936.000	12/08/23	THE WW WILLIAMS CO, LLC	REPAIRS/MAINTENANCE - DPW	78365/1	12/12/23	27.98	68424
591-540-936.000	12/08/23	THE WW WILLIAMS CO, LLC	WINCO LMD190ST	057W17031	12/12/23	300.00	68417
591-540-936.000	12/08/23	THE WW WILLIAMS CO, LLC	ANNUAL MAINTENANCE/OPERATNL SVC -	057W17034	12/12/23	200.00	68417
591-540-938.000	12/07/23	TRI-COUNTY EQUIPMENT	ANNUAL MAINTENANCE/OPERATNL SVC -	057W17035	12/12/23	300.00	68417
591-540-938.000	12/01/23	TRI-COUNTY EQUIPMENT	MAINTENANCE - JOHN DEERE 60 - DPW	2201132	12/12/23	209.13	68420
591-540-938.100	11/30/23	SPEEDWAY/WEX INC	MAINTENANCE - JOHN DEERE 1435 - DP	2199765	12/12/23	280.41	68420
			GAS/DIESEL FUEL	93692869	12/12/23	840.72	68410
			Total For Dept 540 OPERATIONS & MAINTENANCE			278,534.91	
Dept 900 CAPITAL CONTROL							
591-900-974.000	11/27/23	SPICER GROUP INC.	WALLACE DRIVE WATER MAIN EXTENSION	225450	12/12/23	14,760.00	68411
591-900-974.185	11/20/23	PRINT EXPRESS OFFICE PRODUCT	BUSINESS CARDS - HORSTMAN	0102316-001	11/28/23	12.50	68345
591-900-974.185	11/24/23	STATE BANK	AMZN/PITNEY/CONSUMERS ENERGY/ODP/M	NOVEMBER 2023	11/28/23	395.98	68354
591-900-974.185	11/29/23	FAHEY SCHULTZ BURZYCH RHODES	LEGAL SERVICES - PHOENIX PRJCT	15820	12/12/23	336.00	68376
591-900-974.185	12/04/23	OTTO BRANDT	LEGAL SERVICES - PHOENIX PROJECT	DECEMBER 2023 -	12/12/23	1,075.00	68399
			Total For Dept 900 CAPITAL CONTROL			16,579.48	
			Total For Fund 591 WATER FUND			297,788.26	
Fund 596 MUNICIPAL REFUSE FUND							
Dept 000							
596-000-808.000	12/04/23	MID MICHIGAN WASTE AUTHORITY	OCTOBER SOLID WASTE SERVICES	OCTOBER 2023	12/12/23	76,262.23	68389

GL Number	Invoice Date	Vendor	Invoice Desc.	Invoice	Chk Date	Amount	Check
Fund 596 MUNICIPAL REFUSE FUND							
Dept 000							
			Total For Dept 000			76,262.23	
			Total For Fund 596 MUNICIPAL REFUSE FUND			76,262.23	
Fund 603 TECHNOLOGY FUND							
Dept 000							
603-000-745.225	11/24/23	STATE BANK	AMZN/PITNEY/CONSUMERS ENERGY/ODP/M	NOVEMBER 2023	11/28/23	269.99	68354
603-000-745.225	11/22/23	VECTOR TECH GROUP	BLOCK OF TIME 100 HRS @ $115.00	203514	11/28/23	11,500.00	68360
603-000-745.300	11/28/23	MOTOROLA SOLUTIONS, INC	VIDEOMGR ANNUAL DEVICE/SUPPORT FEE	8230433913	12/12/23	661.44	68392
			Total For Dept 000			12,431.43	
			Total For Fund 603 TECHNOLOGY FUND			12,431.43	
Fund 703 TAX FUND							
Dept 000							
703-000-202.000	11/28/23	JEREMY GWIZDALA	2023 Sum Tax Refund 28-12-3-25-110	11/28/2023	11/28/23	354.57	68336
703-000-222.000	11/22/23	SAGINAW COUNTY TREASURER	TAX PAYMENTS - 10/27/23-11/22/23	SUMMER 2023	11/28/23	6,926.83	68351
703-000-222.000	12/06/23	SAGINAW COUNTY TREASURER	TAX PAYMENTS - 11/22/23-12/06/23	SUMMER 2023	12/12/23	2,354.73	68405
703-000-222.000	12/06/23	SAGINAW COUNTY TREASURER	TAX PAYMENTS - 12/01/23-12/06/23	WINTER 2023	12/12/23	136,683.58	68405
703-000-222.300	12/06/23	SAGINAW COUNTY TREASURER	DRAINS - 12/01/23-12/06/23	WINTER 2023	12/12/23	5,850.67	68405
703-000-222.400	11/22/23	SAGINAW COUNTY TREASURER	TAX PAYMENTS - 10/27/23-11/22/23	SUMMER 2023	11/28/23	8,571.97	68352
703-000-222.400	12/06/23	SAGINAW COUNTY TREASURER	TAX PAYMENTS - 11/22/23-12/06/23	SUMMER 2023	12/12/23	2,914.00	68406
703-000-225.070	12/06/23	FREELAND SCHOOL DISTRICT	TAX PAYMENTS - 12/01/23-12/06/23	WINTER 2023	12/12/23	2,418.87	68377
703-000-225.072	12/06/23	FREELAND SCHOOL DISTRICT	TAX PAYMENTS - 12/01/23-12/06/23	WINTER 2023	12/12/23	11,709.10	68377
703-000-225.080	12/06/23	HEMLOCK SCHOOL DISTRICT	TAX PAYMENTS - 12/01/23-12/06/23	WINTER 2023	12/12/23	3,551.13	68379
703-000-225.081	12/06/23	HEMLOCK SCHOOL DISTRICT	TAX PAYMENTS - 12/01/23-12/06/23	WINTER 2023	12/12/23	26,678.76	68379
703-000-225.083	12/06/23	HEMLOCK SCHOOL DISTRICT	TAX PAYMENTS - 12/01/23-12/06/23	WINTER 2023	12/12/23	6,840.47	68379
703-000-225.130	12/06/23	SWAN VALLEY SCHOOL DISTRICT	TAX PAYMENTS - 12/01/23-12/06/23	WINTER 2023 - O	12/12/23	16,563.49	68416
703-000-225.131	12/06/23	SWAN VALLEY SCHOOL DISTRICT	TAX PAYMENTS - 12/01/23-12/06/23	WINTER 2023 - D	12/12/23	82,865.93	68415
703-000-235.000	12/06/23	DELTA COLLEGE	TAX PAYMENTS - 12/01/23-12/06/23	WINTER 2023	12/12/23	46,175.16	68375
703-000-236.000	12/06/23	SAGINAW ISD	TAX PAYMENTS - 12/01/23-12/06/23	WINTER 2023	12/12/23	104,972.18	68407
			Total For Dept 000			465,431.44	
			Total For Fund 703 TAX FUND			465,431.44	

INVOICE GL DISTRIBUTION REPORT FOR THOMAS TOWNSHIP
POST DATES 11/28/2023 - 12/14/2023
BOTH JOURNALIZED AND UNJOURNALIZED
BOTH OPEN AND PAID - CHECK TYPE: PAPER CHECK

GL Number	Invoice Date	Vendor	Invoice Desc.	Invoice	Chk Date	Amount Check
Fund Totals:						
			Fund 100 CLEARING FUND			3,159.60
			Fund 101 GENERAL OPERATING FUND			398,288.47
			Fund 205 PUBLIC SAFETY-FIRE DEPARTME			10,060.46
			Fund 206 FIRE APPARATUS			522,858.98
			Fund 207 PUBLIC SAFETY-POLICE			17,484.60
			Fund 248 Downtown Development Author			191.09
			Fund 271 LIBRARY FUND			7,551.70
			Fund 590 SEWER FUND			2,568,442.15
			Fund 591 WATER FUND			297,788.26
			Fund 596 MUNICIPAL REFUSE FUND			76,262.23
			Fund 603 TECHNOLOGY FUND			12,431.43
			Fund 703 TAX FUND			465,431.44
			Total For All Funds:			4,379,950.41

TOWNSHIP BOARD AGENDA ITEM

- ***MEETING DATE***: January 8, 2024
- ***SUBMITTED BY***: Russ Taylor, Township Manager
- ***AGENDA TOPIC***: Approve the promotion of Eric Cowles Interim Police Chief to Police Chief.
- ***EXPLANATION OF TOPIC***: As you know, with Al Fong's resignation we promoted Eric to Police Chief on a six month interim basis. Six months has now passed. He has performed well since that time and should continue to do so. With the Personnel Committee's support, I am recommending that his promotion be made permanent.
- ***MATERIALS ATTACHED AS SUPPORTING INFORMATION***: None.
- ***POSSIBLE COURSES OF ACTION***: Approve, Amend, Deny or Table.
- ***SUGGESTED/REQUESTED MOTION***: Motion by _____, supported by_____, to approve the promotion of Eric Cowles Interim Police Chief to Police Chief.
- ***ROLL CALL VOTE REQUIRED***: No.

TOWNSHIP BOARD AGENDA ITEM

- ***MEETING DATE***: January 8, 2024
- ***SUBMITTED BY***: Russ Taylor, Township Manager
- ***AGENDA TOPIC***: Promote Randy Kumm from Interim Police Sergeant to Police Sergeant.
- ***EXPLANATION OF TOPIC***: Concurrent with Eric Cowles promotion to Interim Police Chief, six months ago we promoted Randy Kumm to Interim Police Sergeant. Randy received a positive six month review, so we are recommending that his position also be made permanent.
- ***MATERIALS ATTACHED AS SUPPORTING INFORMATION***: None.
- ***POSSIBLE COURSES OF ACTION***: Approve, Amend, Deny or Table.
- ***SUGGESTED/REQUESTED MOTION***: Motion by _____, supported by_____, to promote Randy Kumm from Interim Police Sergeant to Police Sergeant.
- ***ROLL CALL VOTE REQUIRED***: No.

TOWNSHIP BOARD AGENDA ITEM

- ***MEETING DATE***: January 8, 2024
- ***SUBMITTED BY***: Russ Taylor, Township Manager
- ***AGENDA TOPIC***: Approve the promotion of Trevor Schultz from Assistant DPW Director to DPW Director.
- ***EXPLANATION OF TOPIC***: The plan to eventually promote Trevor Schultz to DPW Director was put in place a few years ago. We knew that Rick would be retiring at the end of that time period, so we purposely began training and preparing him to take over. Since that time, he has steadily taken on more responsibilities in the department and has consistently performed very well. Rick Hopper has officially retired, so we need to formalize Trevor's promotion to Director as planned.
- ***MATERIALS ATTACHED AS SUPPORTING INFORMATION***: None.
- ***POSSIBLE COURSES OF ACTION***: Approve, Amend, Deny or Table.
- ***SUGGESTED/REQUESTED MOTION***: Motion by _____, supported by_____, to approve the promotion of Trevor Schultz from Assistant DPW Director to DPW Director.
- ***ROLL CALL VOTE REQUIRED***: No.

TOWNSHIP BOARD AGENDA ITEM

- ***MEETING DATE***: January 8, 2024

- ***SUBMITTED BY***: Russ Taylor, Township Manager

- ***AGENDA TOPIC***: Approve the Saginaw Future, Inc. Agreement for Services for the year 2024.

- ***EXPLANATION OF TOPIC***: Annually, the Board considers renewing the agreement for services from Saginaw Future, Inc. (SFI). Included with this memo is the 2024 agreement, along with Saginaw Future's annual report. Thomas Township has had a long relationship with the staff of Saginaw Future and throughout that time we have found it to be a very positive and beneficial relationship. With HSC operating within our community and the multiple expansions that the company has gone through, Saginaw Future has provided tremendous guidance and support through each one. In addition, SFI has provided guidance for several other companies located here including CIGNYS, Saginaw Control, Fullerton and others. Now, with Project Phoenix under consideration, SFI is again providing us with much needed assistance.

  The agreement specifies a $7,000 contribution to SFI in return for its support. This is mainly symbolic as it does not come close to the actual costs of services provided by SFI. This amount has not changed in a number of years now. I am recommending that we renew our agreement with SFI for the year 2024.

- ***MATERIALS ATTACHED AS SUPPORTING INFORMATION***: 2024 Agreement with SFI, SFI Annual Report.

- ***POSSIBLE COURSES OF ACTION***: Approve, Amend, Deny or Table.

- ***SUGGESTED/REQUESTED MOTION***: Motion by _____, supported by_____, to approve the Saginaw Future, Inc. Agreement for Services for the year 2024.

- ***ROLL CALL VOTE REQUIRED***: No.

www.SaginawFuture.com

AGREEMENT FOR SERVICES

THIS AGREEMENT, made and entered into this _____ day of _____ 20___, by and between Thomas Township, Michigan, and Saginaw Future Inc. (hereinafter called "SFI") presently of 515 N. Washington, Saginaw, Michigan 48607.

WITNESSETH:

WHEREAS, Thomas Township desires to contract with SFI for provision of certain services involving economic development activities within Thomas Township and SFI is willing to so contract; and

WHEREAS, SFI possesses certain unique qualifications to deliver the necessary services as agreed upon; and

WHEREAS, Thomas Township desires that SFI provide the services set forth in the attached Exhibit A titled "Scope of Services" for a stated amount per year; and

WHEREAS, certain services contracted by Thomas Township pursuant to this Agreement are proper concerns of Thomas Township and are paid for in part by general Thomas Township funds and are services that Thomas Township could otherwise perform pursuant to law.

NOW THEREFORE, for and in consideration of the mutual covenants hereinafter contained, IT IS HEREBY AGREED as follows:

ARTICLE 1
PROGRAM TO BE OPERATED BY SFI

SFI shall provide the services set forth in the attached Scope of Services, labeled Exhibit "A", which is incorporated by reference into this Agreement and made part hereof (hereinafter referred to as the "Services").

ARTICLE 2
DUTIES OF SFI

SFI, in accordance with the general purposes and objectives of this Agreement, as herein specified and subject to available Thomas Township funds shall:

A. Conduct activities aimed at stimulating economic growth in all of Saginaw County including Thomas Township. SFI's activities shall include efforts aimed at attracting new business, retaining existing businesses and assisting existing businesses with expansion.

B. SFI's activities shall involve both its own services and the coordination of the activities of governmental units and private businesses so as to provide a unified package of assistance and marketing efforts.

C. The exact details of SFI's activities and the setting of priorities shall be determined by SFI's Board of Directors and/or Executive Committee in accordance with the goals adopted by SFI so long as this Agreement and the funding covered below remain in effect.

ARTICLE 3
DURATION OF AGREEMENT

SFI shall commence performance of the services and obligations required of it hereunder on the 1st of January 2024, and shall continue said services through the 31st of December 2024. In the event a new Agreement is not executed immediately upon the expiration of this Agreement, SFI agrees to continue such services on a month-to-month basis as indicated in the Scope of Services and duties of SFI in Article 2 above.

ARTICLE 4
COMPENSATION

It is expressly understood and agreed that in no event will the total compensation under this Agreement exceed the sum of $7,000 for 2023, subject to appropriation by Thomas Township in their annual budget process. SFI shall receive said compensation in one annual payment as invoiced.

ARTICLE 5
FEES, CHARGES OR CONTRIBUTIONS

SFI may charge appropriate fees and accept contributions as the SFI Board of Directors determines are reasonable and beneficial to SFI.

ARTICLE 6
ACCOUNTING PROCEDURES

SFI's accounting procedures and internal financial controls shall conform to generally accepted accounting practices in order that the cost allowed by this Agreement can be readily ascertained and expenditures verified therefrom.

ARTICLE 7
ANNUAL AUDIT

SFI shall have an annual certified audit and shall be completed as rapidly as possible at the end of each fiscal year of operation of SFI. A copy shall be supplied to Thomas Township upon request.

ARTICLE 8
MAINTENANCE OF RECORDS

The SFI shall keep and maintain records covering the services rendered and budget expenditures made pursuant to this agreement for six (6) years after termination of this Agreement or until the final audit has been performed.

ARTICLE 9
COMPLIANCE WITH THE LAW AND EQUAL EMPLOYMENT OPPORTUNITY

SFI shall administer the program and provide all the services to be performed under this Agreement in complete compliance with all applicable federal, state and local laws, ordinances, rules and regulations, including, but not limited to:

A. The Elliott Larsen Civil Rights Act, 1976 PA 453

B. The Michigan Handicappers Civil Rights Act, 1976 PA 220.

C. Section 504 of the Federal Rehabilitation Act of 1974, P.L. 93-112, 87 Stat. 394 and regulations promulgated thereunder.

SFI, as required by law, shall not discriminate against a person to be served or an employee or applicant for employment with respect to hire, tenure, terms, conditions, or privileges of employment, or a matter directly or indirectly related to employment because of race, color, religion, national origin, age, sex, sexual preference, handicap, height, weight, marital status, political affiliation or beliefs.

ARTICLE 10
INDEPENDENT CONTRACTOR

It is expressly understood and agreed that SFI is an independent contractor. The employees, servants and agents of SFI shall in no way be deemed to be and shall not hold themselves out as the employees, servants or agents of Thomas Township. SFI shall be responsible for the withholding and payment of all applicable taxes: including, but not limited to, income and social security taxes to the proper federal, state and local governments. SFI shall carry workers' compensation coverage for its employees, as required by law.

ARTICLE 11
INDEMNIFICATION AND HOLD HARMLESS

SFI shall, at its own expense, protect, defend, indemnify and save harmless Thomas Township, its elected and appointed officers, employees, servants and agents from any and all liability resulting from any acts, omissions or negligence of SFI, its employees, agents or students that may arise out of this Agreement.

ARTICLE 12
LIABILITY INSURANCE

SFI shall procure, pay the premium on, keep and maintain during the term of this Agreement, comprehensive general liability insurance coverage in the amount of not less than ONE MILLION AND NO/100 DOLLARS ($1,000,000.00) per claim covering all damages, personal and/or property, arising from the program operated pursuant to this Agreement. SFI shall maintain such other insurance as it deems appropriate for its own protection.

ARTICLE 13
MODIFICATIONS, AMENDMENTS OR WAIVERS OF PROVISIONS OF THE AGREEMENT

All modifications, amendments or waivers of any provisions of this Agreement may be made only by the written mutual consent of the parties hereto provided however, that both SFI and Saginaw and Thomas Township understand and agree that changes may become desirable or needed during the course of this Agreement, and each agrees to negotiate in good faith.

ARTICLE 14
ASSIGNMENT OR SUBCONTRACTING

SFI shall not assign this Agreement or otherwise transfer its duties and/or obligations under this Agreement.

ARTICLE 15
CERTIFICATION

The persons signing on behalf of SFI and Thomas Township certify by said signatures that they are duly authorized to sign this Agreement and that their respective Boards have authorized this Agreement.

IN WITNESS WHEREOF, the parties hereto have fully executed this Agreement on the day and year first above written.

For Thomas Township:

In the Presence of:

_____ _____

_____ _____

For Saginaw Future Inc.:

In the Presence of:

_____ _____

JoAnn Crary
President

www.SaginawFuture.com

EXHIBIT A
SCOPE OF SERVICES

SAGINAW FUTURE INC. (SFI) SHALL:

1. Promote and strengthen the jobs and investments of employers who are currently here, thus reducing the potential for relocation while stimulating and supporting new expansion and job growth.

2. Aggressively attract and encourage national and international business to relocate and invest in our area ensuring a diversity of components in the economic base of this county.

SAGINAW FUTURE WILL PROMOTE AND STRENGTHEN EXISTING BASE JOB EMPLOYERS BY:

1. Making corporate watch calls on Saginaw County manufacturers:

   A. To gain a clear understanding of each company's view of the local business climate.
   B. To increase industry awareness of incentives and services available on a state and local level.
   C. To ascertain the plans of each company and provide expansion or problem-solving assistance.
   D. To identify opportunities for new industry attraction.

2. Making critical watch calls on the largest manufacturers and private employers that have corporate headquarters outside of Saginaw County in an attempt to impact decision-makers.

3. Calling on the fastest growing smaller manufacturers and providing the support necessary for continued growth.

4. Providing technical assistance, incentives or referrals in areas such as financing, infrastructure grants, incentive packaging, business planning, labor training, demographics, site location and other areas of need.

5. Serving as an ombudsman to identify and address areas of concern that may impact the company's ability to expand.

6. Providing economic and market research to identify opportunities for business expansion through government contracting and subcontracting opportunities and exporting.

www.SaginawFuture.com

SAGINAW FUTURE WILL HELP RECRUIT NEW CORPORATE CITIZENS BY:

1. Creating and implementing a marketing plan for the region which:

   A. Through research, identifies specific industries or companies, which would benefit from locating operations in the in the Saginaw region.

   B. Develops a specific strategy for direct marketing to target companies or industries.

   C. Provides repetitive image advertising in support of the targeted marketing.

2. Establishing an action system, which will assure appropriate and prompt response and follow-up to inquiries and/or prospects.

3. Identifying or creating specific sites for the location of new corporate citizens which meet their needs as to such factors as zoning, infrastructure, environmental concerns, utilities and transportation.

4. Providing technical expertise in such areas as financial packaging, training, labor market data, available incentives and applicable federal and state programs.

5. Advising local units of government regarding actions they might take to enhance their attractiveness to businesses.

SAGINAW FUTURE WILL PROVIDE INDUSTRIAL DEVELOPMENT LOCATION OPPORTUNITIES BY:

1. Participating with public and private organizations in the development and preparation of industrial sites and parks.

2. Participating in planning activities to improve those items related to economic development and specifically land, labor and capital issues.

3. Pursuing information on new state and federal programs that would improve economic development in Saginaw County.

515 N. Washington Avenue, 3rd Floor • Saginaw, MI 48607 P 989.754.8222 F 989.754.1715
W GreatLakesBaySites.com GreatLakesTechnologyPark.com facebook.com/SaginawFuture

www.SaginawFuture.com

Board of Directors

Seth Perigo
Chair

Kevin Albosta*
Vice Chair

Tim Hausbeck*
Secretary/Treasurer

Dan Dralle*
Past Chair

JoAnn Crary*
President

Veronica Horn*

Tim Morales*

Michael Webster*

Kyle Bandlow

Neal W. Bishop

Paul Furlo

Jennifer Geno

AB Ghosh

Shane Hunt

Kristen Karwat

Torrie Lee

Ed Lesniak

Angie Miller

Kathy Moodie

Brenda Moore**

Justin Pomerville

Bridget Smith

Eric Snidersich

Jim Terry

Greg Turner

Rafael Turner

Kristen Wenzel**

Chad Wurtzel

* Executive Committee
**Ex Officio Member

Saginaw Future 2023 Progress Report – Thomas Township

Projects

Great Lakes Tech Park

Saginaw Control and Engineering (SCE) made another major expansion at its Saginaw West Facility in the Great Lakes Tech Park. The 110,000 sq. ft. facility was required due to increased demand across all of the company's markets. The project will result in the creation of 10 new jobs and 26 jobs retained. SCE continues to be a leader in the electrical enclosure industry. This more $10.5 million expansion in Thomas Township will include some of the latest state-of-the-art equipment to ensure the highest quality electrical enclosures along with quick deliveries, competitive prices, and continuing to be made 100% in the USA. SCE headquarters is located at Gratiot (M-46) and Midland Rd. in Saginaw Charter Township.

The Great Lakes Tech Park is a key Saginaw County asset for new growth. The Park is one of the featured regional business attraction properties and is a statewide Premier business park. SFI continues to market the Park through numerous efforts, such as digital advertising with the Chamber, and an updated aerial video. https://www.youtube.com/watch?v=4CT-l7KLpfE. SFI provided site tours and meetings with prospects interested in the property.

With 148 acres available, the shovel-ready Great Lakes Tech Park was featured in Business Facilities Magazine, which focuses on commercial real estate (CRE) news, economic development, site selection & logistics for C-level executives. The September / October 2023 Issue featured the article 'Semiconductor Industry Set to Electrify Over Next Decade" that aligns itself with Regional business attraction efforts and site location opportunities at the Tech Park.

New Michigan Economic Development Guide Features New Investment in Region 5

Great Lakes Bay Region 5 is an economic development partnership that covers Arenac, Bay, Clare, Gladwin, Gratiot, Isabella, Midland and Saginaw Counties. The county-wide and multi-countywide economic development organizations collaborate on talent attraction and retention, site location, asset development, business attraction and more. Recently, the Michigan Economic Development Guide was introduced by the Michigan Economic Development Corporation in partnership with Site Selection Magazine. The publication makes the business case for locating a new investment in Michigan through testimonials, data and innovative success stories that can only be found in the mitten state. Our Great Lakes Bay Region 5 was featured in the publication and is leading the way for semiconductor supply chain and electric vehicle development in Michigan with recent investments totaling $726 million.

The presence in the publication is part of a regional business attraction initiative, launched by six economic development organizations that represent more than a half million people. The middle eastern portion of Michigan was branded Great Lakes Bay. Michigan. Centered. The objectives of the plan are to secure investment in targeted industries by promoting regional assets to decision makers of companies through a process called site selection as well as engage key stakeholders within the community to accentuate the benefits of doing business here.

www.SaginawFuture.com

Brownfield Authority Awarded Funds to Support Nearby Project

Prahi Enterprises, LLC intends to demolish an existing structure located at the corner of Swan Creek Road and M-52 and develop a new, single-story gasoline filling station, convenience store, and quick service restaurant totaling 3,000 sq. ft. The food service currently proposed for the store includes Krispy Krunchy Chicken and Hunt Brothers Pizza. The project will result in the creation of six full-time jobs and an investment of $2 million. The environmental challenges associated with the redevelopment of the subject property consist of building demolition, management of contaminated soil and groundwater and addressing a vapor intrusion. The Saginaw County Brownfield Authority, administered by Saginaw Future, was awarded a $750,000 Michigan Department of Environment, Great Lakes, and Energy (EGLE) grant to support the project.

Overview

Saginaw Future worked on more than 38 countywide development projects announced from fourth quarter 2022 – third quarter 2023 valued at more than $180 million. Those projects total nearly 535,000 sq. ft. of construction and renovation. Nearly 650 jobs were created and retained.

Government Contracting

The Saginaw Future APEX, formerly the Procurement Technical Assistance Center, provides no fee assistance to businesses interested in providing goods and services to federal, state and local governments. Over the past year, the APEX assisted 38 regional companies attain 560 contracts valued at more than $40 million in contracts. APEX assisted Browning Power Systems LLC in securing eight contracts for more than $10,000. Please make your companies aware of this no cost opportunity.

Corporate Watch Calls

Corporate Watch Calls are scheduled by Saginaw Future staff members bringing in representatives of the Michigan Economic Development Corporation and other service providers to meet with company officials. The purpose is to discuss the company's plans for expansion and potential barriers. SFI then follows up with resources to assist. SFI met with:

-CIGNYS Corp.
-DuPont Healthcare Industries Materials Site (HIMS)
-Fullerton Tool Company, Inc.
-Hemlock Semiconductor Operations, LLC
-IBEW 557/ NECA
-Saginaw Control & Engineering
-Trinklein Farms

Grants and Initiatives

$50,000 Michigan Economic Development Corporation grant to study opportunities and challenges for regional auto-related companies, as we transition to electric vehicles.

Saginaw Future worked with Great Lakes Bay Michigan Works! on the Going Pro Job Training program. Fifteen Saginaw County companies received $822,537 in job training funds.

$25,000 Industry 4.0 Implementation grant for Plastatech - The grant is part of the five-year plan of the state of Michigan's initiative to bring 50% of manufacturers into the Industry 4.0 technology usage. The grants specifically cover 50% reimbursable expense of qualifying Industry 4.0 Technology with focus on Additive manufacturing and advanced materials, Artificial intelligence, Robotics/automation, connected workers platforms and wearables, cloud

computing, big data, Industrial Internet of Things (IoT), and cybersecurity. This grant is unique, as it will provide funds to purchase equipment that provides a new technology to a company. The grants are submitted to the MEDC for review and selection and then turned over to a regional partner to administer, which is the Great Lakes Bay Manufacturers Association.

The Hiring International Talent seminar was recently hosted by SFI, Saginaw Valley State University (SVSU) and Global Detroit. Employers in the Great Lakes Bay Region were invited to learn how to hire international talent, including information on SVSU International Programs, mechanics on hiring international students, success stories from local employers and more.

Two Discover Great Lakes Bay Coming Home Mixers connected young professionals and skilled trades persons, who are currently in the region or have left and are interested in coming home, with world class regional employers. Coming Home East MI in Saginaw featured 30 employers with 241 registrants and Coming Home Middle MI in Mt. Pleasant had 21 employers and 180 registrants. Discover Great Lakes Bay is a collaboration made up of economic development organizations from Arenac, Bay, Clare, Isabella, Gladwin, Gratiot, Midland and Saginaw Counties. The Michigan Economic Development Corporation, Great Lakes Bay Regional Alliance, Great Lakes Bay Regional CVB, Fullerton Tool Company and Downtown Restaurant Investments were sponsors, and Central Michigan University, Michigan Works! and Saginaw Valley State University were key partners.

Saginaw Future Inc. and Region 5 are partnering with the East Central Michigan Child Care Coalition serving Arenac, Bay, Clare, Gladwin, Gratiot, Isabella, Midland, and Saginaw Counties dedicated to improving child care accessibility. Currently, our nation is facing a child care crisis, with the child care sector being one of the slowest to recover from COVID. The federal and state funds used to stabilize the industry have ended. It was predicted by the Century Foundation that, "More than 70,000 child care programs—one-third of those supported by the American Rescue Plan stabilization funding—will likely close, and approximately 3.2 million children could lose their child care spots."

Leads and Communications
SFI worked on 132 responses to leads, 13 included Thomas Township
SFI worked on 143 communications on Saginaw County, some included Thomas Township specifically
43 business development research reports, advertisements and tradeshows promoting Saginaw County

Property Database - www.GreatLakesBaySites.com
8 Thomas Township Buildings Listed
3 Thomas Township Site Listed

County of Saginaw
Saginaw Future Administers:

- Great Lakes Tech Park
- Economic Development Corporation of the County of Saginaw
- Saginaw County Brownfield Redevelopment Authority
- Annual Economic Report
- Bond Rating Agency Research and updated economic data
- Sites/buildings for potential County facilities
- Response to Controller for specific requests

www.SaginawFuture.com

Saginaw Future Inc. is accredited by the International Economic Developers Council (IEDC). The Accredited Economic Development Organization (AEDO) Program recognizes the professional excellence of economic development organizations (EDOs). The AEDO Program provides EDOs with independent feedback on operations, structure and procedures. With the AEDO recognition, Saginaw Future is part of an elite network of EDOs who have gone through the accreditation process. The IEDC has over 5,000 members and only 71 are accredited. The AEDO status recognizes Saginaw Future as a leading authority on economic-related issues.

PLEASE SAVE THE DATE - Saginaw Future 32nd ANNUAL AWARDS Luncheon
Friday, February 23, 2024
11:00AM Networking - 11:30AM to 1:00PM Program
Saginaw Valley State University

THOMAS Township FIRE DEPARTMENT

TOWNSHIP BOARD AGENDA ITEM

- **MEETING DATE:** January 8, 2024

- **SUBMITTED BY:** Mike Cousins, Fire Chief

- **AGENDA TOPIC:** Sale of our 2003 Ford Excursion, fire hose with the reels by using an electronic format.

- **EXPLANATION OF TOPIC:** With the purchase of a replacement Rescue 2 truck, I had asked and received permission to sell the 20-year-old Ford Excursion. This is in line with the apparatus replacement plan as well as being in the budget as a sell item. This Excursion has served us well and should do well on the market to sell.

  In addition to selling the old Rescue 2, I am asking permission to sell two hose reels and fire hose from our Brush truck. While the hose was in decent condition, we replaced this hose with a much lighter hose. This hose will have limited use to the general public but may be attractive for another fire department or a contractor.

  In the past we have sold items like these on eBay, however that option is no longer available to us. We have reviewed the Township's selling policy and although I acknowledge this route is not consistent with that policy, we have very few options if we desire to maximize the amount of money, we can receive from selling equipment. We do know we are going to need to amend that policy to the current-day practices.

  In the meantime, I am seeking permission to sell the old Rescue 2, fire hose and its reels in an electronic format. This method would give us the greatest exposure to potential buyers. Using an electronic format would also allow us to sell to the highest purchaser versus the traditional route of submitting sealed bids to purchase. If you approve, we will put a minimum bid on Rescue 2 at $10,000 and $500 for the fire hose and reel. Both of these will be sold in their "as is" condition.

- **MATERIALS ATTACHED**: Pictures of items to be sold.

- **POSSIBLE COURSES OF ACTION:** Approve, Deny, Amend or Table.

- **SUGGESTED/REQUESTED MOTION:** Motion by _____, supported by_____, to authorize the sale of 2003 Ford Excursion, fire hose, and reels in an electronic format.

- **ROLL CALL VOTE REQUIRED?** No



2003 Ford Excursion – ALL LIGHTS, SIRENS, AND MARKINGS WILL BE REMOVED.



2- 200ft sections of fire hose and two reels.

Thomas Township

Building Department Activity Report ~ December 2023

New Residential and Commercial Construction

Permit Number	Work Description	Date Issued	Address	Permit Total	Construction Cost
322-23	Single-family home	12/21/2023	4205 Village Green	$ 2,953.00	$ 303,020.00
Total Permits = 1				**$2,953.00**	**$303,020.00**

Alteration/Addition Permits/Roof Replacements/Swimming Pool/Demolition/Pole Structure/Signs

Permit Number	Work Description	Date Issued	Address	Permit Total	Construction Cost
300-23	Replace windows and interior supports	12/04/2023	1594 S. River Road	$ 47.00	$ 3,500.00
301-23	Commercial interior demolition	12/04/2023	7868 Gratiot Road	$ 50.00	$ 10,000.00
302-23	12' X 16' deck	12/04/2023	1594 Ardis Drive	$ 123.00	$ 22,295.90
303-23	8' X 26' attached porch/deck	11/30/2023	900 N. Gleaner Road	$ 67.00	$ 8,320.00
304-23	Replace roof	11/30/2023	8640 Herbert Street	$ 80.00	$ 6,000.00
305-23	Bathroom addition	11/30/2023	2752 N. Thomas Road	$ 331.00	$ 75,000.00
306-23	Remodel bathroom	12/01/2023	1820 N. River Road	$ 111.00	$ 20,000.00
307-23	Replace roof	12/01/2023	13 E. Grove Court	$ 80.00	$ 48,000.00
308-12	Remodel bathroom	12/06/2023	1017 Kennely Road	$ 171.00	$ 35,000.00
309-23	Replace sign faces - Paws and Beyond	12/01/2023	7916 Gratiot Road	$ 25.00	$ 1,700.00
310-23	Replace roof	12/07/2023	1017 Kennely Road	$ 80.00	$ 24,000.00
311-23	Wall sign - Garber	12/07/2023	8800 Gratiot Road	$ 25.00	$ 700.00
312-23	Replace roof - Bldg K	12/13/2023	9135 Greenway Blvd.	$ 80.00	$ 62,450.00
313-23	Replace roof	12/11/2023	2520 N. Thomas Road	$ 80.00	$ 166,099.00
314-23	Replace roof	12/11/2023	9541 Dice Road	$ 80.00	$ 13,130.15
315-23	Replace roof	12/12/2023	1600 S. Miller Road	$ 80.00	$ 24,000.00
316-23	3 Jack supports	12/12/2023	1594 S. River Road	$ 47.00	$ 4,000.00
317-23	Cold storage shed	12/13/2023	2620 N. River Road	$ 119.00	$ 21,600.00
318-23	Replace roof	12/14/2023	1121 Woodbine	$ 80.00	$ 10,800.00
321-23	Replace roof	12/19/2023	7081 Ronald Drive	$ 80.00	$ 14,000.00
323-23	Replace roof	12/19/2023	685 & 687 Bacon Road	$ 160.00	$ 15,500.00
319-23	Walls sign - Lunch Box	12/28/2023	7755 Gratiot Road	$ 25.00	$ 850.00
Total Permits = 22				**$2,021.00**	**$586,945.05**

Total Building Permits = 23 **Total Permit Fees = $ 4,974.00** **Total Construction Fees = $889,964.05**

Electrical Plumbing and Mechanical Activity Report ~ December 2023

Electrical Permits

Permit Number	Work Description	Date Issued	Address	Permit Total
166-23	Underground service	12/08/2023	2720 N. Thomas Road	$ 79.00
167-23	Bathroom remodel	12/11/2023	1017 Kennely Road	$ 137.00
168-23	Solar panels	12/12/2023	9516 Frost Road	$ 146.00
169-23	Install 1 circuit	12/12/2023	8610 Frost Road	$ 184.00
170-23	Storage bldg.	12/14/2023	10867 Dice Road	$ 175.00
171-23	Install generator	12/21/2023	930 Leddy Road	$ 144.00
172-23	Re-wire house	12/26/2023	1594 S. River Road	$ 310.00
Total Permits = 7				**$ 1,175.00**

Plumbing Permits

Permit Number	Work Description	Date Issued	Address	Permit Total
61-23	Bathroom rough-in	12/04/2023	2720 N. Thomas Road	$ 173.00
62-23	Bathroom remodel	12/04/2023	1820 N. River Road	$ 146.00
63-23	Bathroom remodel	12/04/2023	935 Kennely, H117	$ 130.00
64-23	New single-family home	12/05/2023	4071 Village Green	$ 208.00
65-23	Water heater replacement	12/05/2023	7862 Abby Street	$ 73.00
66-23	Bathroom remodel	12/18/2023	1017 Kennely Road	$ 195.00
67-23	Kitchen & bathroom remodel	12/18/2023	1755 N. Graham Road	$ 248.00
68-23	Bathroom remodel	12/21/2023	19 E. Grove Court	$ 140.00
Total Permits = 8				**$ 1,313.00**

Mechanical Permits

Permit Number	Work Description	Date Issued	Address	Permit Total
164-23	Furnace, A/C & Water Heater	12/04/2023	8104 Westlawn Court	$ 115.00
165-23	Pellet insert	12/06/2023	1180 Laurie Lane W.	$ 70.00
166-23	Install generator	12/08/2023	3315 N. Thomas Road	$ 150.00
167-23	Install generator	12/08/2023	1965 N. Graham Road	$ 150.00
168-23	New single-family home	12/12/2023	4071 Village Green	$ 185.00
169-23	Mechanical equipment	12/14/2023	12334 Geddes Road	$ 585.00
170-23	Replace furnace	12/18/2023	8 Woodshire Drive	$ 160.00
171-23	Additional single-family home	12/18/2023	1755 N. Graham Road	$ 235.00
172-23	Install furnace	12/21/2023	930 Leddy Road	$ 90.00
173-23	Mobile-Home gas line hook-up	12/26/2023	11231 Armstrong Dr. S.	$ 140.00
174-23	Mobile-Home gas line hook-up	12/26/2023	11253 Armstrong Dr. S.	$ 140.00

175-23	Mobile-Home gas line hook-up	12/26/2023	11170 Daisy Lane	$	140.00
176-23	Mobile-Home gas line hook-up	12/26/2023	11290 Honeysuckle	$	140.00
177-23	Mobile-Home gas line hook-up	12/26/2023	11281 Honeysuckle	$	140.00
178-23	Mobile-Home gas line hook-up	12/26/2023	11201 Morningstar	$	140.00
179-23	Mobile-Home gas line hook-up	12/26/2023	11171 Daisy Lane	$	140.00
180-23	Mobile-Home gas line hook-up	12/26/2023	11110 Lady Slipper	$	140.00
181-23	Mobile-Home gas line hook-up	12/26/2023	11066 Morningstar	$	140.00
182-23	Gas fireplace insert	12/26/2023	10145 Thomas Woods	$	155.00
183-23	Replace furnace	12/26/2023	8941 Valley View	$	90.00
Total Permits = 20				**$**	**3,245.00**

Total Building Permits = 35 **Total Permit Fees = $5,733.00**

Township Board Sanitary Sewer System Report

Nov-23

Monthly Sanitary Sewer Use Report (MG)	*2023*	*% Change (5/yr AVG)*
Total Sanitary Sewer Discharged	36.14	15%
Average Daily Discharge	1.17	15%
HSC/HIMS Sewer Use	6.71	-5%
Residential & Commercial	29.43	21%
% HSC & HIMS Use of Total Discharged	19%	-22%
Precipitation in Inches	2.03	36%
New Sewer Connections		
Total Sewer Customers	3,533	

Historical Discharge (MG)				
2022	*2021*	*2020*	*2019*	*2018*
20.87	34.60	24.45	43.60	32.99
0.67	1.12	0.79	1.41	1.06
6.51	5.90	6.81	7.92	8.20
14.35	28.70	17.64	35.68	24.79
31%	17%	28%	18%	25%
0.72	1.16	1.87	1.81	1.89
0	3	1	0	1

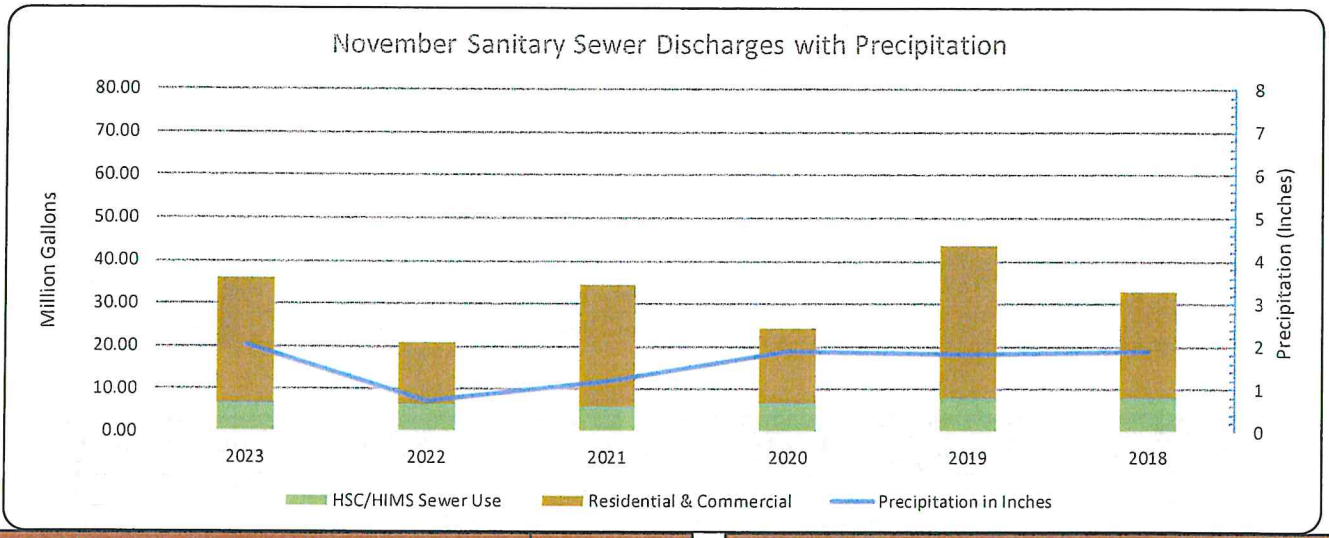

YTD Sanitary Sewer Use Report (MG)	*2023*	*% Change (5/yr AVG)*
Year To Date Sewer Discharged	377.55	2%
HSC/HIMS Sewer Use	79.77	4%
Residential & Commercial	297.78	2%
Year to Date Precipitation	34.35	18%

Historical YTD Discharge Summary (MG)				
2022	*2021*	*2020*	*2019*	*2018*
342.99	344.11	376.97	409.15	371.28
77.68	72.84	64.38	83.88	85.89
265.30	271.27	312.58	325.27	285.39
23.69	33.98	27.9	28.33	31.91

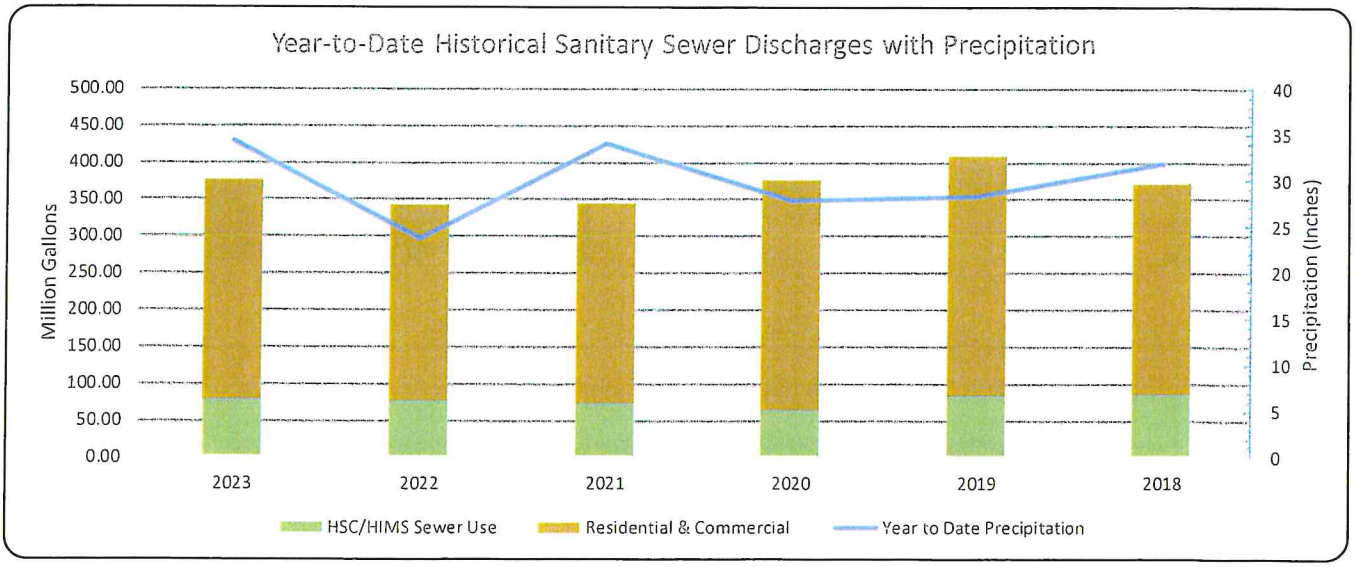

Township Board Water System Report

Nov-23

Monthly Water Use (MG)	2023	% Change (5/yr AVG)
Total Water Consumption	67.69	13%
Average Daily Water Use	2.18	13%
Industrial Water Use	46.56	17%
% Total Water Use by Industry	69%	5%
Residential & Commercial	21.13	3%
New Water Services	0	
Water Meters Upgraded	31	
Total Water Customers	5,032	

Historical Monthly Water Use				
2022	2021	2020	2019	2018
67.85	54.48	46.96	65.87	65.70
2.19	1.76	1.51	2.12	2.12
48.14	33.63	26.97	44.94	44.91
71%	62%	57%	68%	68%
19.71	20.84	19.99	20.93	20.79
0	0	1	0	1

Industrial Water Use (MG)	Month	Year
HSC Water Use	45,803,223	604,094,023
HIMS Water Use	654,769	9,894,198
Fullerton Water Use	12,806	379,481
Saginaw Control Water Use	81,951	1,714,273
Cignys Water Use	11,440	120,220

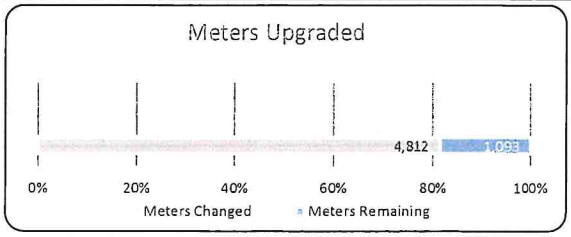

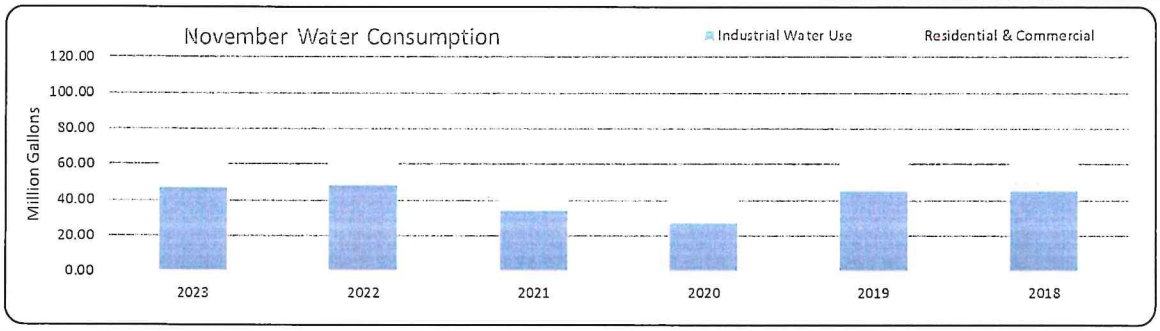

YTD Water Use (MG)	2023	% Change (5/yr AVG)
Year To Date Water Use	928.74	13%
Industrial Water Use	616.83	23%
Residential & Commercial	311.90	-2%

Historical Water Use				
2022	2021	2020	2019	2018
897.40	696.06	738.35	862.92	916.18
583.41	381.05	386.70	555.62	605.46
313.99	315.01	351.65	307.30	310.72

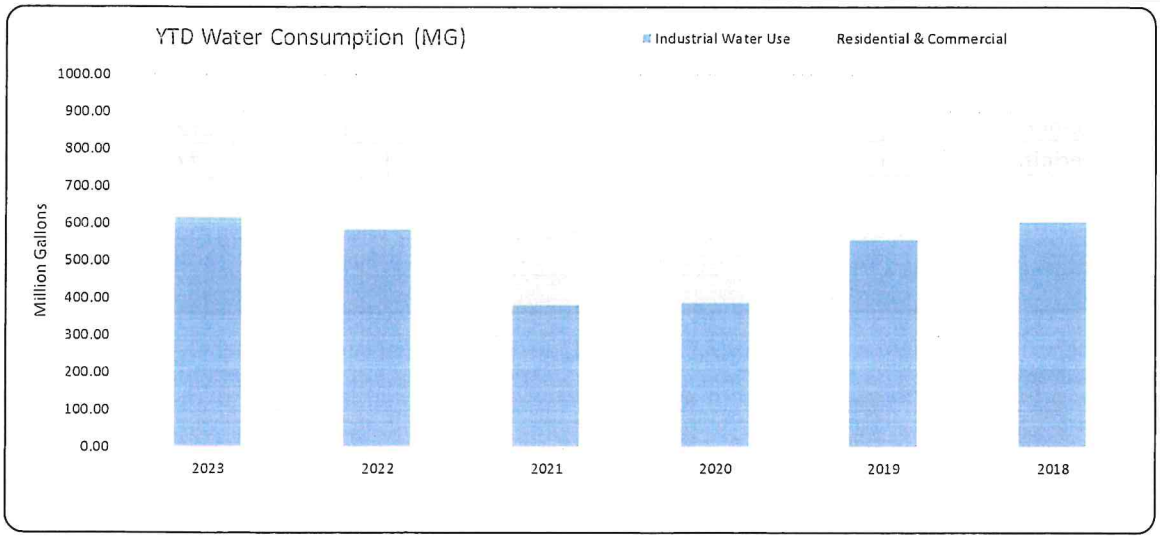

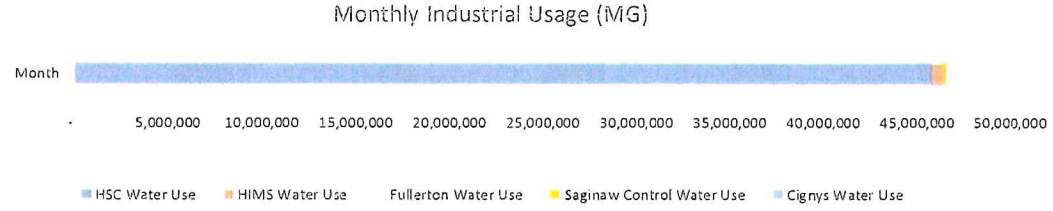

CASH SUMMARY BY ACCOUNT FOR THOMAS TOWNSHIP
FROM 04/01/2023 TO 12/31/2023
FUND: ALL FUNDS
CASH AND INVESTMENT ACCOUNTS

Fund Account	Description	Beginning Balance 04/01/2023	Total Debits	Total Credits	Ending Balance 12/31/2023
Fund 100 CLEARING FUND					
001.000	CLEARING FUND	149,303.51	29,578,094.17	29,631,525.29	95,872.39
002.000	CASH THE STATE BANK	0.06	2,595,163.97	2,595,164.03	0.00
	CLEARING FUND	149,303.57	32,173,258.14	32,226,689.32	95,872.39
Fund 101 GENERAL OPERATING FUND					
002.000	CASH THE STATE BANK	2,154,225.53	3,470,958.82	5,236,906.09	388,278.26
002.010	THE STATE BANK SAVINGS	2,180,676.19	1,040,462.17	1,000,000.00	2,221,138.36
002.325	CASH FRANKENMUTH CREDIT UNION	251,086.72	1,255.51	0.00	252,342.23
002.375	CASH HUNTINGTON BANK	14,015.61	10,252.66	13,840.27	10,428.00
002.385	CASH HUNTINGTON BANK	2,039,853.33	62,082.45	10,263.07	2,091,672.71
003.000	CERTIFICATES OF DEPOSITS - THE ST	0.00	1,008,647.84	0.00	1,008,647.84
003.375	CHERTIFICATE OF DEPOSITS HUNTINGT	267,161.16	8,756.59	0.00	275,917.75
	GENERAL OPERATING FUND	6,907,018.54	5,602,416.04	6,261,009.43	6,248,425.15
Fund 103 CHRISTOPHER THOMPSON FAMILY FUND					
002.000	CASH THE STATE BANK	0.00	0.00	1.49	(1.49)
002.010	THE STATE BANK SAVINGS	5,039.03	10.34	10.00	5,039.37
	CHRISTOPHER THOMPSON FAMILY FUND	5,039.03	10.34	11.49	5,037.88
Fund 205 PUBLIC SAFETY-FIRE DEPARTMENT					
002.000	CASH THE STATE BANK	1,244,548.44	340,369.65	1,217,057.59	367,860.50
003.000	CERTIFICATES OF DEPOSITS - THE ST	0.00	614,280.71	300,000.00	314,280.71
	PUBLIC SAFETY-FIRE DEPARTMENT	1,244,548.44	954,650.36	1,517,057.59	682,141.21
Fund 206 FIRE APPARATUS					
002.000	CASH THE STATE BANK	658,072.24	897,661.40	1,741,594.86	(185,861.22)
003.000	CERTIFICATES OF DEPOSITS - THE ST	0.00	300,000.00	0.00	300,000.00
	FIRE APPARATUS	658,072.24	1,197,661.40	1,741,594.86	114,138.78
Fund 207 PUBLIC SAFETY-POLICE					
002.000	CASH THE STATE BANK	1,894,056.77	374,732.41	1,832,588.08	436,201.10
003.000	CERTIFICATES OF DEPOSITS - THE ST	0.00	870,231.01	250,000.00	620,231.01
	PUBLIC SAFETY-POLICE	1,894,056.77	1,244,963.42	2,082,588.08	1,056,432.11
Fund 246 ROAD REVOLVING FUND					
002.000	CASH THE STATE BANK	578,638.27	26,668.95	550,021.79	55,285.43
003.000	CERTIFICATES OF DEPOSITS - THE ST	0.00	559,390.05	0.00	559,390.05
	ROAD REVOLVING FUND	578,638.27	586,059.00	550,021.79	614,675.48
Fund 248 Downtown Development Authority					
002.000	CASH THE STATE BANK	194,089.87	15,908.83	121,526.81	88,471.89
003.000	CERTIFICATES OF DEPOSITS - THE ST	0.00	100,864.78	0.00	100,864.78
	Downtown Development Authority	194,089.87	116,773.61	121,526.81	189,336.67
Fund 265 P.S. DRUG LAW ENFORCEMENT					
002.000	CASH THE STATE BANK	6,181.64	0.00	903.08	5,278.56
Fund 271 LIBRARY FUND					
002.000	CASH THE STATE BANK	577,202.47	48,044.23	498,818.03	126,428.67
003.000	CERTIFICATES OF DEPOSITS - THE ST	0.00	255,937.50	0.00	255,937.50
003.271	CD LIBRARY 08/2016 .50	209,494.24	2,919.20	0.00	212,413.44
	LIBRARY FUND	786,696.71	306,900.93	498,818.03	594,779.61
Fund 590 SEWER FUND					
002.000	CASH THE STATE BANK	765,889.24	1,472,505.34	1,807,605.66	430,788.92
002.010	THE STATE BANK SAVINGS	1,530,873.66	416,991.21	691,733.06	1,256,131.81
002.050	SPECIAL LEGISLATIVE GRANT HSC	0.00	23,953,595.38	23,489,144.46	464,450.92
002.200	RESERVED CASH SYSTEM EXPANSIO	180,048.65	2,292,743.61	2,257,397.31	215,394.95

CASH SUMMARY BY ACCOUNT FOR THOMAS TOWNSHIP
FROM 04/01/2023 TO 12/31/2023
FUND: ALL FUNDS
CASH AND INVESTMENT ACCOUNTS

Fund Account	Description	Beginning Balance 04/01/2023	Total Debits	Total Credits	Ending Balance 12/31/2023
002.385	CASH HUNTINGTON BANK	2,538,776.41	66,108.66	0.00	2,604,885.07
002.386	HUNTINGTON BANK SYSTEM EXPANSION	117,933.00	0.00	0.00	117,933.00
003.000	CERTIFICATES OF DEPOSITS - THE ST	0.00	504,323.92	0.00	504,323.92
	SEWER FUND	5,133,520.96	28,706,268.12	28,245,880.49	5,593,908.59
Fund 591 WATER FUND					
001.100	CLEARING CASH	2,000.00	0.00	0.00	2,000.00
002.000	CASH THE STATE BANK	877,259.87	4,285,984.16	3,706,605.18	1,456,638.85
002.010	THE STATE BANK SAVINGS	758.90	192,028.92	0.00	192,787.82
002.200	RESERVED CASH SYSTEM EXPANSIO	160,718.99	28,749.00	0.00	189,467.99
002.375	CASH HUNTINGTON BANK	254,397.71	13,100.47	0.00	267,498.18
002.385	CASH HUNTINGTON BANK	1,602,424.24	49,545.12	0.00	1,651,969.36
002.386	HUNTINGTON BANK SYSTEM EXPANSION	266,188.92	0.00	0.00	266,188.92
002.387	CHEMICAL BANK BUSINESS CHECKING	508,349.33	0.00	0.00	508,349.33
002.390	CASH FIRST STATE BANK	247,375.11	3,465.95	0.00	250,841.06
	WATER FUND	3,919,473.07	4,572,873.62	3,706,605.18	4,785,741.51
Fund 596 MUNICIPAL REFUSE FUND					
002.000	CASH THE STATE BANK	814,082.61	437,010.22	1,065,925.06	185,167.77
002.385	CASH HUNTINGTON BANK	6,895.36	0.00	0.00	6,895.36
	MUNICIPAL REFUSE FUND	820,977.97	437,010.22	1,065,925.06	192,063.13
Fund 603 TECHNOLOGY FUND					
002.000	CASH THE STATE BANK	55,961.92	42,824.53	73,920.85	24,865.60
Fund 703 TAX FUND					
002.000	CASH THE STATE BANK	694.94	13,874,666.50	11,613,837.20	2,261,524.24
002.400	CASH (CSB) DOG LICENSE	0.00	0.00	191.00	(191.00)
	TAX FUND	694.94	13,874,666.50	11,614,028.20	2,261,333.24
	TOTAL - ALL FUNDS	22,354,273.94	89,816,336.23	89,706,580.26	22,464,029.91

REVENUE AND EXPENDITURE REPORT FOR THOMAS TOWNSHIP

PERIOD ENDING 12/31/2023

GL NUMBER	DESCRIPTION	2023-24 AMENDED BUDGET	YTD BALANCE 12/31/2023 NORMAL (ABNORMAL)	ACTIVITY FOR MONTH 12/31/2023 INCREASE (DECREASE)	AVAILABLE BALANCE NORMAL (ABNORMAL)	% BDGT USED
Fund 101 - GENERAL OPERATING FUND						
Revenues						
Dept 000						
101-000-402.000	PROPERTY TAXES	438,548.00	149,394.34	0.00	289,153.66	34.07
101-000-402.100	STREET LIGHTS SPECIAL ASSESSM	64,500.00	0.00	0.00	64,500.00	0.00
101-000-402.125	SPEC ASSES GRT LKS TCH PK STL	4,800.00	0.00	0.00	4,800.00	0.00
101-000-402.150	SPEC ASSES GRT LKS TCH PK MTC	5,000.00	0.00	0.00	5,000.00	0.00
101-000-405.000	DEL'Q PERSONAL PROPERTY	200.00	213.36	0.00	(13.36)	106.68
101-000-410.000	PERSONAL PROPERTY TAXES	42,536.00	0.00	0.00	42,536.00	0.00
101-000-410.100	PERSONAL PROPERTY REPLACEMENT	79,055.00	118,726.99	0.00	(39,671.99)	150.18
101-000-437.000	I.F.T.	34,846.00	0.00	0.00	34,846.00	0.00
101-000-445.000	INTEREST/PENALTIES - TAX COLL	50.00	2.26	0.00	47.74	4.52
101-000-447.000	PROPERTY TAX ADMINISTRATION F	200,000.00	5,942.96	0.00	194,057.04	2.97
101-000-448.000	DOG LICENSE COLLECTION	250.00	0.00	0.00	250.00	0.00
101-000-449.000	MOBILE HOME FEES	2,600.00	3,119.50	1,313.50	(519.50)	119.98
101-000-454.000	FRANCHISE FEE CABLE TV	195,000.00	147,092.18	0.00	47,907.82	75.43
101-000-458.000	BUSINESS LICENSE	2,400.00	2,130.00	310.00	270.00	88.75
101-000-499.000	COMMUNITY DEVELOPMENT	15,000.00	20,870.85	420.00	(5,870.85)	139.14
101-000-500.000	CONSTRUCTION PERMITS	100,000.00	165,792.47	10,170.50	(65,792.47)	165.79
101-000-528.000	OTHER FEDERAL GRANTS	281,000.00	0.00	0.00	281,000.00	0.00
101-000-566.000	GRANT	793,000.00	213,093.27	0.00	579,906.73	26.87
101-000-574.000	STATE REVENUE SHARING	1,361,536.00	872,710.00	0.00	488,826.00	64.10
101-000-606.000	ORDINANCE FINES	35,000.00	33,828.96	0.00	1,171.04	96.65
101-000-608.100	ADMINISTRATION FEE PROJECTS	0.00	206,186.83	0.00	(206,186.83)	100.00
101-000-612.000	METRO EXT TELE RIGHT-OF-WAY A	14,100.00	19,366.60	0.00	(5,266.60)	137.35
101-000-615.000	PASSPORT FEES	7,500.00	7,220.00	805.00	280.00	96.27
101-000-615.100	PASSPORT PHOTOS	0.00	70.00	0.00	(70.00)	100.00
101-000-628.000	PRINTED MATERIALS	250.00	267.73	0.00	(17.73)	107.09
101-000-640.763	PROGRAM FEES SOCCER	23,000.00	11,418.90	0.00	11,581.10	49.65
101-000-640.764	PROGRAM FEES YOUTH SOFTBALL	0.00	30.00	0.00	(30.00)	100.00
101-000-640.765	PROGRAM FEES ADULT SOFTBALL	3,000.00	1,120.00	0.00	1,880.00	37.33
101-000-640.766	PROGRAM FEES CLINICS	7,500.00	5,553.00	270.00	1,947.00	74.04
101-000-640.767	PROGRAM FEES BASKETBALL	6,500.00	7,270.00	310.00	(770.00)	111.85
101-000-640.768	PROGRAM FEES ARCHERY	7,000.00	3,135.00	295.00	3,865.00	44.79
101-000-640.769	PROGRAMS FEES VOLLEYBALL	3,700.00	3,690.00	0.00	10.00	99.73
101-000-640.770	5K RUN/WALK	1,500.00	0.00	0.00	1,500.00	0.00
101-000-640.771	PROGRAM FEES FLAG FOOTBALL	3,000.00	85.00	0.00	2,915.00	2.83
101-000-640.772	PROGRAM FEES/MEMBERSHIP NATURE CENTER	3,000.00	1,607.74	0.00	1,392.26	53.59
101-000-642.000	CEMETERY INCOME	12,000.00	1,703.00	0.00	10,297.00	14.19
101-000-645.000	DAY CAMP	23,000.00	32,660.00	0.00	(9,660.00)	142.00
101-000-647.000	TRAIN	30,000.00	27,285.91	0.00	2,714.09	90.95
101-000-647.100	WINTER WONDERLAND REVENUE	6,000.00	7,228.46	7,228.46	(1,228.46)	120.47
101-000-648.000	SWIM PROGRAMS	18,000.00	16,777.00	0.00	1,223.00	93.21
101-000-649.000	SALES	700.00	320.00	0.00	380.00	45.71
101-000-650.000	CONCESSIONS	1,500.00	3,160.00	0.00	(1,660.00)	210.67
101-000-652.000	NSF CHECK FEE	0.00	167.00	27.00	(167.00)	100.00
101-000-665.000	INTEREST EARNED	20,000.00	107,590.24	8,647.84	(87,590.24)	537.95
101-000-667.000	PAVILION RENTAL	7,500.00	6,720.00	0.00	780.00	89.60
101-000-671.000	MISCELLANEOUS PARKS	0.00	382,050.00	0.00	(382,050.00)	100.00
101-000-672.000	ADMIN FEES FROM OTHER FUNDS	294,138.00	390.94	0.00	293,747.06	0.13
101-000-675.000	DONATIONS/CONTRIBUTION	0.00	6,065.14	250.00	(6,065.14)	100.00
101-000-675.300	DONATIONS-NATURE PRESERVE	0.00	1,979.96	0.00	(1,979.96)	100.00
101-000-677.000	REIMBURSEMENTS	0.00	139,316.67	0.00	(139,316.67)	100.00
101-000-677.100	SET PARCEL REIMBURSEMENTS	13,545.00	13,417.50	0.00	127.50	99.06
101-000-693.000	MISCELLANEOUS	302,868.00	138,671.56	135,918.00	164,196.44	45.79
101-000-694.000	CASH OVER/SHORT	0.00	5.00	0.00	(5.00)	100.00
101-000-698.000	BOND ISSUANCE	1,500,000.00	0.00	0.00	1,500,000.00	0.00
101-000-699.590	TRANSFER INN FROM SEWER	1,000,000.00	0.00	0.00	1,000,000.00	0.00

GL NUMBER	DESCRIPTION	2023-24 AMENDED BUDGET	YTD BALANCE 12/31/2023 NORMAL (ABNORMAL)	ACTIVITY FOR MONTH 12/31/2023 INCREASE (DECREASE)	AVAILABLE BALANCE NORMAL (ABNORMAL)	% BDGT USED
Fund 101 - GENERAL OPERATING FUND						
Revenues						
101-000-699.591	TRANSFER IN FROM WATER	1,000,000.00	0.00	0.00	1,000,000.00	0.00
Total Dept 000		7,964,622.00	2,885,446.32	165,965.30	5,079,175.68	36.23
TOTAL REVENUES		7,964,622.00	2,885,446.32	165,965.30	5,079,175.68	36.23
Expenditures						
Dept 101 - BOARD-LEGISLATIVE						
101-101-702.101	SALARY TRUSTEES	7,325.00	5,814.99	619.04	1,510.01	79.39
101-101-702.171	SALARY SUPERVISOR	12,075.00	8,820.37	928.84	3,254.63	73.05
101-101-702.215	SALARY CLERK	12,075.00	8,820.37	928.84	3,254.63	73.05
101-101-702.253	SALARY TREASURER	12,705.00	8,820.37	928.84	3,884.63	69.42
101-101-715.000	FICA EMPLOYER CONTRIBUTION	3,478.00	2,469.15	260.52	1,008.85	70.99
101-101-718.000	PENSION EMPLOYER CONTRIBUTION	5,458.00	3,752.53	396.28	1,705.47	68.75
101-101-719.000	WORKMEN'S COMP	50.00	39.45	4.43	10.55	78.90
101-101-740.000	OPERATING SUPPLIES	500.00	58.54	0.00	441.46	11.71
101-101-802.000	LEGAL SERVICES	18,000.00	10,925.00	937.50	7,075.00	60.69
101-101-804.000	MEMBERSHIP & DUES	8,000.00	7,687.54	15.00	312.46	96.09
101-101-900.000	LEGAL NOTICES	10,000.00	2,287.12	296.88	7,712.88	22.87
101-101-910.000	INSURANCE GENERAL LIABILITY	600.00	591.78	0.00	8.22	98.63
101-101-960.000	EDUCATION & TRAINING	4,000.00	1,000.59	0.00	2,999.41	25.01
Total Dept 101 - BOARD-LEGISLATIVE		94,266.00	61,087.80	5,316.17	33,178.20	64.80
Dept 172 - MANAGER-ADMINISTRATIVE						
101-172-704.000	SALARIES FULL-TIME	127,086.00	92,645.60	9,752.19	34,440.40	72.90
101-172-704.250	SALARY-STIPEND DEGREE	2,500.00	1,826.85	192.30	673.15	73.07
101-172-704.400	SICK DAY PAY OFF	3,000.00	0.00	0.00	3,000.00	0.00
101-172-715.000	FICA EMPLOYER CONTRIBUTION	10,069.00	8,253.57	1,576.18	1,815.43	81.97
101-172-716.000	HEALTH INSURANCE	25,200.00	19,431.84	0.00	5,768.16	77.11
101-172-716.050	HEALTH SAVINGS ACCOUNT	4,355.00	3,629.88	0.00	725.12	83.35
101-172-716.100	VISION/SHORT TERM DISAB/LIFE	1,500.00	910.22	0.00	589.78	60.68
101-172-716.200	DENTAL INSURANCE	1,816.00	1,392.80	75.08	423.20	76.70
101-172-716.300	INSURANCE LONG TERM DISABILIT	325.00	209.92	0.00	115.08	64.59
101-172-718.000	PENSION EMPLOYER CONTRIBUTION	16,775.00	13,185.87	2,478.08	3,589.13	78.60
101-172-718.100	DEFERRED COMPENSATIONS CONTRI	5,000.00	10,152.79	10,152.79	(5,152.79)	203.06
101-172-719.000	WORKMEN'S COMP	330.00	179.97	31.02	150.03	54.54
101-172-720.000	VEHICLE ALLOWANCE	7,200.00	5,257.41	553.39	1,942.59	73.02
101-172-740.000	OPERATING SUPPLIES	500.00	795.87	0.00	(295.87)	159.17
101-172-745.000	OPERATING SUPPLIES OFFICE EQUIP/FURNITU	1,400.00	0.00	0.00	1,400.00	0.00
101-172-804.000	MEMBERSHIP & DUES	1,700.00	1,393.32	0.00	306.68	81.96
101-172-810.000	CONTRACTED SERVICES	250.00	132.40	0.00	117.60	52.96
101-172-817.000	PROFESSIONAL SERVICES	550.00	81.27	0.00	468.73	14.78
101-172-850.100	WIRELESS COMMUNICATIONS	700.00	638.84	0.00	61.16	91.26
101-172-910.000	INSURANCE GENERAL LIABILITY	555.00	1,120.55	0.00	(565.55)	201.90
101-172-936.000	MAINTENANCE AGREEMENTS	180.00	166.66	0.00	13.34	92.59
101-172-956.000	MISCELLANEOUS	1,800.00	0.00	0.00	1,800.00	0.00
101-172-960.000	EDUCATION & TRAINING	5,000.00	2,448.62	0.00	2,551.38	48.97
Total Dept 172 - MANAGER-ADMINISTRATIVE		217,791.00	163,854.25	24,811.03	53,936.75	75.23
Dept 191 - ELECTIONS						
101-191-704.100	WAGES FULL-TIME HOURLY	2,550.00	0.00	0.00	2,550.00	0.00

GL NUMBER	DESCRIPTION	2023-24 AMENDED BUDGET	YTD BALANCE 12/31/2023 NORMAL (ABNORMAL)	ACTIVITY FOR MONTH 12/31/2023 INCREASE (DECREASE)	AVAILABLE BALANCE NORMAL (ABNORMAL)	% BDGT USED
Fund 101 - GENERAL OPERATING FUND						
Expenditures						
101-191-705.000	WAGES PART-TIME HOURLY	6,700.00	1,877.25	1,522.50	4,822.75	28.02
101-191-705.125	WAGES ELECTION INSPECTORS	12,000.00	0.00	0.00	12,000.00	0.00
101-191-715.000	FICA EMPLOYER CONTRIBUTION	1,159.00	143.61	116.48	1,015.39	12.39
101-191-716.050	HEALTH SAVINGS ACCOUNT	26.00	0.00	0.00	26.00	0.00
101-191-718.000	PENSION EMPLOYER CONTRIBUTION	208.00	0.00	0.00	208.00	0.00
101-191-719.000	WORKMEN'S COMP	150.00	6.08	2.28	143.92	4.05
101-191-740.000	OPERATING SUPPLIES	8,000.00	1,351.82	30.55	6,648.18	16.90
101-191-745.000	OPERATING SUPPLIES OFFICE EQUIP/FURNITU	13,300.00	0.00	0.00	13,300.00	0.00
101-191-810.000	CONTRACTED SERVICES	100.00	0.00	0.00	100.00	0.00
101-191-817.000	PROFESSIONAL SERVICES	6,000.00	0.00	0.00	6,000.00	0.00
101-191-900.000	LEGAL NOTICES	500.00	0.00	0.00	500.00	0.00
101-191-910.000	INSURANCE GENERAL LIABILITY	300.00	174.79	0.00	125.21	58.26
101-191-930.000	REPAIRS/MAINTENANCE	100.00	0.00	0.00	100.00	0.00
101-191-936.000	MAINTENANCE AGREEMENTS	8,500.00	700.00	0.00	7,800.00	8.24
101-191-956.000	MISCELLANEOUS	200.00	0.00	0.00	200.00	0.00
Total Dept 191 - ELECTIONS		59,793.00	4,253.55	1,671.81	55,539.45	7.11
Dept 215 - CLERK						
101-215-704.000	SALARIES FULL-TIME	61,058.00	43,852.53	4,617.70	17,205.47	71.82
101-215-704.150	SALARY DEPUTY	2,060.00	1,512.78	159.24	547.22	73.44
101-215-715.000	FICA EMPLOYER CONTRIBUTION	4,805.00	3,377.61	355.67	1,427.39	70.29
101-215-716.000	HEALTH INSURANCE	25,350.00	18,165.74	0.00	7,184.26	71.66
101-215-716.050	HEALTH SAVINGS ACCOUNT	3,600.00	3,453.57	47.76	146.43	95.93
101-215-716.100	VISION/SHORT TERM DISAB/LIFE	850.00	618.79	0.00	231.21	72.80
101-215-716.200	DENTAL INSURANCE	1,816.00	1,464.42	146.70	351.58	80.64
101-215-716.300	INSURANCE LONG TERM DISABILIT	180.00	126.00	0.00	54.00	70.00
101-215-718.000	PENSION EMPLOYER CONTRIBUTION	6,925.00	4,990.15	525.46	1,934.85	72.06
101-215-719.000	WORKMEN'S COMP	250.00	106.71	7.16	143.29	42.68
101-215-740.000	OPERATING SUPPLIES	1,500.00	1,074.54	0.00	425.46	71.64
101-215-745.000	OPERATING SUPPLIES OFFICE EQUIP/FURNITU	1,000.00	0.00	0.00	1,000.00	0.00
101-215-802.000	LEGAL SERVICES	0.00	37.50	37.50	(37.50)	100.00
101-215-804.000	MEMBERSHIP & DUES	500.00	85.00	10.00	415.00	17.00
101-215-810.000	CONTRACTED SERVICES	500.00	237.40	0.00	262.60	47.48
101-215-817.000	PROFESSIONAL SERVICES	337.00	81.27	0.00	255.73	24.12
101-215-900.000	LEGAL NOTICES	1,070.00	0.00	0.00	1,070.00	0.00
101-215-900.100	PUBLICATIONS	20,000.00	11,319.33	0.00	8,680.67	56.60
101-215-900.300	CODIFICATION OF ORDINANCE	4,245.00	2,434.98	714.99	1,810.02	57.36
101-215-910.000	INSURANCE GENERAL LIABILITY	865.00	924.74	0.00	(59.74)	106.91
101-215-930.000	REPAIRS/MAINTENANCE	100.00	0.00	0.00	100.00	0.00
101-215-936.000	MAINTENANCE AGREEMENTS	200.00	166.67	0.00	33.33	83.34
101-215-956.000	MISCELLANEOUS	100.00	0.00	0.00	100.00	0.00
101-215-960.000	EDUCATION & TRAINING	2,700.00	726.00	0.00	1,974.00	26.89
Total Dept 215 - CLERK		140,011.00	94,755.73	6,622.18	45,255.27	67.68
Dept 253 - TREASURER-FINANCE DEPARTMENT						
101-253-704.000	SALARIES FULL-TIME	103,500.00	75,607.70	7,961.54	27,892.30	73.05
101-253-704.050	SALARIES FULL-TIME ASSISTANT	57,680.00	36,872.60	4,458.46	20,807.40	63.93
101-253-704.150	SALARY DEPUTY	2,000.00	0.00	0.00	2,000.00	0.00
101-253-704.200	WAGES FULL-TIME CLERICAL	4,500.00	2,981.72	314.36	1,518.28	66.26
101-253-704.250	SALARY-STIPEND DEGREE	4,000.00	2,846.04	307.68	1,153.96	71.15
101-253-704.400	SICK DAY PAY OFF	800.00	0.00	0.00	800.00	0.00
101-253-704.716	WAGES IN LIEU OF HEALTH INSUR	4,000.00	3,000.00	0.00	1,000.00	75.00

GL NUMBER	DESCRIPTION	2023-24 AMENDED BUDGET	YTD BALANCE 12/31/2023 NORMAL (ABNORMAL)	ACTIVITY FOR MONTH 12/31/2023 INCREASE (DECREASE)	AVAILABLE BALANCE NORMAL (ABNORMAL)	% BDGT USED
Fund 101 - GENERAL OPERATING FUND						
Expenditures						
101-253-705.000	WAGES PART-TIME HOURLY	37,400.00	28,155.94	3,328.28	9,244.06	75.28
101-253-715.000	FICA EMPLOYER CONTRIBUTION	16,323.00	11,638.14	1,250.08	4,684.86	71.30
101-253-716.000	HEALTH INSURANCE	11,085.00	8,525.44	0.00	2,559.56	76.91
101-253-716.050	HEALTH SAVINGS ACCOUNT	4,150.00	3,562.39	49.28	587.61	85.84
101-253-716.100	VISION/SHORT TERM DISAB/LIFE	1,891.00	1,409.48	0.00	481.52	74.54
101-253-716.200	DENTAL INSURANCE	1,985.00	1,898.12	154.07	86.88	95.62
101-253-716.300	INSURANCE LONG TERM DISABILIT	525.00	339.03	0.00	185.97	64.58
101-253-716.600	RETIREE HEALTH INS SUPPLEMENT	2,400.00	1,800.00	200.00	600.00	75.00
101-253-718.000	PENSION EMPLOYER CONTRIBUTION	21,118.00	14,646.48	1,574.46	6,471.52	69.36
101-253-718.100	DEFERRED COMPENSATIONS CONTRI	1,050.00	745.67	78.46	304.33	71.02
101-253-719.000	WORKMEN'S COMP	600.00	246.43	24.73	353.57	41.07
101-253-740.000	OPERATING SUPPLIES	7,000.00	5,290.97	(49.33)	1,709.03	75.59
101-253-745.000	OPERATING SUPPLIES OFFICE EQUIP/FURNITU	0.00	135.00	0.00	(135.00)	100.00
101-253-802.000	LEGAL SERVICES	500.00	0.00	0.00	500.00	0.00
101-253-803.000	AUDIT	2,700.00	2,544.00	0.00	156.00	94.22
101-253-804.000	MEMBERSHIP & DUES	900.00	556.00	0.00	344.00	61.78
101-253-810.000	CONTRACTED SERVICES	10,806.00	6,498.29	4,804.00	4,307.71	60.14
101-253-817.000	PROFESSIONAL SERVICES	5,500.00	4,393.37	0.00	1,106.63	79.88
101-253-830.000	TAX ROLL PREPARATION	34,145.00	37,808.98	23,998.88	(3,663.98)	110.73
101-253-910.000	INSURANCE GENERAL LIABILITY	850.00	1,433.46	0.00	(583.46)	168.64
101-253-930.000	REPAIRS/MAINTENANCE	500.00	0.00	0.00	500.00	0.00
101-253-936.000	MAINTENANCE AGREEMENTS	180.00	166.66	0.00	13.34	92.59
101-253-956.000	MISCELLANEOUS	500.00	8.14	8.14	491.86	1.63
101-253-960.000	EDUCATION & TRAINING	3,500.00	646.96	0.00	2,853.04	18.48
Total Dept 253 - TREASURER-FINANCE DEPARTMENT		342,088.00	253,757.01	48,463.09	88,330.99	74.18
Dept 257 - ASSESSING						
101-257-703.100	SALARY BOARD OF REVIEW	3,000.00	450.00	300.00	2,550.00	15.00
101-257-704.000	SALARIES FULL-TIME	8,200.00	6,018.26	633.71	2,181.74	73.39
101-257-704.075	SALARY FULL-TIME - ASSESSOR	68,159.00	4,288.53	0.00	63,870.47	6.29
101-257-704.200	WAGES FULL-TIME CLERICAL	2,131.00	0.00	0.00	2,131.00	0.00
101-257-704.250	SALARY-STIPEND DEGREE	250.00	182.77	19.24	67.23	73.11
101-257-704.400	SICK DAY PAY OFF	500.00	0.00	0.00	500.00	0.00
101-257-704.716	WAGES IN LIEU OF HEALTH INSUR	400.00	299.99	0.00	100.01	75.00
101-257-715.000	FICA EMPLOYER CONTRIBUTION	6,046.00	844.87	73.57	5,201.13	13.97
101-257-716.000	HEALTH INSURANCE	8,500.00	335.37	0.00	8,164.63	3.95
101-257-716.050	HEALTH SAVINGS ACCOUNT	2,178.00	132.45	0.00	2,045.55	6.08
101-257-716.100	VISION/SHORT TERM DISAB/LIFE	949.00	229.97	0.00	719.03	24.23
101-257-716.200	DENTAL INSURANCE	495.00	185.56	14.67	309.44	37.49
101-257-716.300	INSURANCE LONG TERM DISABILIT	206.00	54.37	0.00	151.63	26.39
101-257-718.000	PENSION EMPLOYER CONTRIBUTION	9,041.00	1,186.31	72.54	7,854.69	13.12
101-257-718.100	DEFERRED COMPENSATIONS CONTRI	85.00	59.82	6.30	25.18	70.38
101-257-719.000	WORKMEN'S COMP	340.00	33.75	1.66	306.25	9.93
101-257-740.000	OPERATING SUPPLIES	3,400.00	309.45	0.00	3,090.55	9.10
101-257-745.000	OPERATING SUPPLIES OFFICE EQUIP/FURNITU	300.00	0.00	0.00	300.00	0.00
101-257-802.000	LEGAL SERVICES	4,000.00	125.00	0.00	3,875.00	3.13
101-257-804.000	MEMBERSHIP & DUES	365.00	0.00	0.00	365.00	0.00
101-257-810.000	CONTRACTED SERVICES	300.00	55,307.98	8,364.17	(55,007.98)	18,435.9
101-257-817.000	PROFESSIONAL SERVICES	5,800.00	49.75	0.00	5,750.25	0.86
101-257-900.000	LEGAL NOTICES	1,000.00	330.00	0.00	670.00	33.00
101-257-910.000	INSURANCE GENERAL LIABILITY	1,481.00	2,064.36	0.00	(583.36)	139.39
101-257-936.000	MAINTENANCE AGREEMENTS	3,300.00	2,431.67	0.00	868.33	73.69
101-257-938.100	GAS & DIESEL FUEL	200.00	0.00	0.00	200.00	0.00
101-257-960.000	EDUCATION & TRAINING	3,000.00	0.00	0.00	3,000.00	0.00

GL NUMBER	DESCRIPTION	2023-24 AMENDED BUDGET	YTD BALANCE 12/31/2023 NORMAL (ABNORMAL)	ACTIVITY FOR MONTH 12/31/2023 INCREASE (DECREASE)	AVAILABLE BALANCE NORMAL (ABNORMAL)	% BDGT USED
Fund 101 - GENERAL OPERATING FUND						
Expenditures						
Total Dept 257 - ASSESSING		133,626.00	74,920.23	9,485.86	58,705.77	56.07
Dept 265 - BUILDING & GROUNDS						
101-265-704.100	WAGES FULL-TIME HOURLY	4,000.00	2,080.15	652.04	1,919.85	52.00
101-265-705.000	WAGES PART-TIME HOURLY	3,000.00	0.00	0.00	3,000.00	0.00
101-265-710.000	WAGES OVERTIME	3,000.00	512.22	109.11	2,487.78	17.07
101-265-712.000	WAGES JANITORIAL	9,378.00	7,489.65	759.22	1,888.35	79.86
101-265-715.000	FICA EMPLOYER CONTRIBUTION	1,482.00	759.25	112.98	722.75	51.23
101-265-716.050	HEALTH SAVINGS ACCOUNT	100.00	259.96	6.52	(159.96)	259.96
101-265-718.000	PENSION EMPLOYER CONTRIBUTION	840.00	311.07	91.33	528.93	37.03
101-265-719.000	WORKMEN'S COMP	400.00	173.64	23.96	226.36	43.41
101-265-740.000	OPERATING SUPPLIES	29,500.00	14,582.40	968.55	14,917.60	49.43
101-265-740.125	OPERATING SUPPLIES PASSPORT P	900.00	800.00	0.00	100.00	88.89
101-265-740.600	BEAUTIFICATION DAY	500.00	500.00	0.00	0.00	100.00
101-265-740.650	SEASONAL BANNERS/HOLIDAY LIGH	1,000.00	969.85	0.00	30.15	96.99
101-265-745.000	OPERATING SUPPLIES OFFICE EQUIP/FURNITU	0.00	528.99	0.00	(528.99)	100.00
101-265-810.000	CONTRACTED SERVICES	29,000.00	11,638.54	0.00	17,361.46	40.13
101-265-817.000	PROFESSIONAL SERVICES	3,000.00	0.00	0.00	3,000.00	0.00
101-265-850.000	TELEPHONE	3,200.00	4,439.21	116.42	(1,239.21)	138.73
101-265-910.000	INSURANCE GENERAL LIABILITY	4,725.00	3,398.16	0.00	1,326.84	71.92
101-265-920.000	UTILITIES	25,200.00	16,059.18	2,338.13	9,140.82	63.73
101-265-930.000	REPAIRS/MAINTENANCE	26,000.00	13,796.17	6,655.34	12,203.83	53.06
101-265-936.000	MAINTENANCE AGREEMENTS	5,100.00	1,147.21	400.00	3,952.79	22.49
101-265-940.100	EQUIPMENT RENTAL	3,000.00	0.00	0.00	3,000.00	0.00
101-265-974.000	CAPITAL IMPROVEMENTS	4,781,000.00	1,018,929.09	311,280.87	3,762,070.91	21.31
Total Dept 265 - BUILDING & GROUNDS		4,934,325.00	1,098,374.74	323,514.47	3,835,950.26	22.26
Dept 276 - CEMETERY						
101-276-704.100	WAGES FULL-TIME HOURLY	10,381.00	3,374.93	45.14	7,006.07	32.51
101-276-705.000	WAGES PART-TIME HOURLY	500.00	0.00	0.00	500.00	0.00
101-276-710.000	WAGES OVERTIME	1,194.00	612.66	0.00	581.34	51.31
101-276-715.000	FICA EMPLOYER CONTRIBUTION	924.00	289.28	3.28	634.72	31.31
101-276-716.050	HEALTH SAVINGS ACCOUNT	258.00	102.03	0.45	155.97	39.55
101-276-718.000	PENSION EMPLOYER CONTRIBUTION	1,394.00	478.51	5.42	915.49	34.33
101-276-719.000	WORKMEN'S COMP	375.00	49.42	0.55	325.58	13.18
101-276-740.000	OPERATING SUPPLIES	200.00	0.00	0.00	200.00	0.00
101-276-810.000	CONTRACTED SERVICES	18,468.00	15,451.17	0.00	3,016.83	83.66
101-276-910.000	INSURANCE GENERAL LIABILITY	202.00	142.33	0.00	59.67	70.46
101-276-930.000	REPAIRS/MAINTENANCE	8,000.00	2,261.15	0.00	5,738.85	28.26
101-276-940.100	EQUIPMENT RENTAL	5,000.00	1,228.22	100.00	3,771.78	24.56
Total Dept 276 - CEMETERY		46,896.00	23,989.70	154.84	22,906.30	51.16
Dept 282 - GREAT LAKES TECH PARK MTCE						
101-282-704.100	WAGES FULL-TIME HOURLY	650.00	0.00	0.00	650.00	0.00
101-282-715.000	FICA EMPLOYER CONTRIBUTION	50.00	0.00	0.00	50.00	0.00
101-282-716.050	HEALTH SAVINGS ACCOUNT	7.00	0.00	0.00	7.00	0.00
101-282-718.000	PENSION EMPLOYER CONTRIBUTION	78.00	0.00	0.00	78.00	0.00
101-282-810.000	CONTRACTED SERVICES	5,000.00	4,994.64	0.00	5.36	99.89
101-282-920.000	UTILITIES	5,000.00	3,548.45	744.11	1,451.55	70.97
101-282-930.000	REPAIRS/MAINTENANCE	3,500.00	3,568.27	0.00	(68.27)	101.95

GL NUMBER	DESCRIPTION	2023-24 AMENDED BUDGET	YTD BALANCE 12/31/2023 NORMAL (ABNORMAL)	ACTIVITY FOR MONTH 12/31/2023 INCREASE (DECREASE)	AVAILABLE BALANCE NORMAL (ABNORMAL)	% BDGT USED
Fund 101 - GENERAL OPERATING FUND						
Expenditures						
Total Dept 282 - GREAT LAKES TECH PARK MTCE		14,285.00	12,111.36	744.11	2,173.64	84.78
Dept 371 - COMMUNITY DEVELOPMENT						
101-371-703.200	SALARY ZONING BOARDS	3,900.00	2,450.00	0.00	1,450.00	62.82
101-371-704.000	SALARIES FULL-TIME	57,725.00	42,127.82	4,436.07	15,597.18	72.98
101-371-704.100	WAGES FULL-TIME HOURLY	40,464.00	28,291.81	3,143.36	12,172.19	69.92
101-371-704.250	SALARY-STIPEND DEGREE	1,750.00	1,278.73	134.60	471.27	73.07
101-371-704.400	SICK DAY PAY OFF	500.00	0.00	0.00	500.00	0.00
101-371-704.716	WAGES IN LIEU OF HEALTH INSUR	2,800.00	2,100.01	0.00	699.99	75.00
101-371-705.000	WAGES PART-TIME HOURLY	23,135.00	19,151.03	2,056.46	3,983.97	82.78
101-371-710.000	WAGES OVERTIME	100.00	0.00	0.00	100.00	0.00
101-371-715.000	FICA EMPLOYER CONTRIBUTION	9,974.00	7,202.15	737.29	2,771.85	72.21
101-371-716.000	HEALTH INSURANCE	9,700.00	5,828.59	0.00	3,871.41	60.09
101-371-716.050	HEALTH SAVINGS ACCOUNT	1,905.00	3,282.94	31.44	(1,377.94)	172.33
101-371-716.100	VISION/SHORT TERM DISAB/LIFE	1,133.00	814.66	0.00	318.34	71.90
101-371-716.200	DENTAL INSURANCE	2,340.00	1,771.95	177.77	568.05	75.72
101-371-716.300	INSURANCE LONG TERM DISABILIT	265.00	171.00	0.00	94.00	64.53
101-371-718.000	PENSION EMPLOYER CONTRIBUTION	12,499.00	8,479.42	884.78	4,019.58	67.84
101-371-718.100	DEFERRED COMPENSATIONS CONTRI	620.00	417.18	43.91	202.82	67.29
101-371-719.000	WORKMEN'S COMP	500.00	218.77	22.50	281.23	43.75
101-371-740.000	OPERATING SUPPLIES	3,500.00	2,961.48	70.50	538.52	84.61
101-371-745.000	OPERATING SUPPLIES OFFICE EQUIP/FURNITU	2,000.00	211.86	0.00	1,788.14	10.59
101-371-802.000	LEGAL SERVICES	8,000.00	3,367.82	250.00	4,632.18	42.10
101-371-804.000	MEMBERSHIP & DUES	600.00	173.88	0.00	426.12	28.98
101-371-804.100	SAGINAW FUTURE	2,333.00	0.00	0.00	2,333.00	0.00
101-371-810.000	CONTRACTED SERVICES	15,000.00	12,298.16	0.00	2,701.84	81.99
101-371-817.000	PROFESSIONAL SERVICES	3,900.00	1,020.66	0.00	2,879.34	26.17
101-371-817.100	UPDATE MASTER PLAN	1,000.00	0.00	0.00	1,000.00	0.00
101-371-836.000	EMPLOYMENT PHYSICALS	225.00	0.00	0.00	225.00	0.00
101-371-850.100	WIRELESS COMMUNICATIONS	800.00	484.76	0.00	315.24	60.60
101-371-900.000	LEGAL NOTICES	3,000.00	5,436.61	1,390.16	(2,436.61)	181.22
101-371-910.000	INSURANCE GENERAL LIABILITY	2,325.00	2,877.25	0.00	(552.25)	123.75
101-371-930.000	REPAIRS/MAINTENANCE	800.00	0.00	0.00	800.00	0.00
101-371-936.000	MAINTENANCE AGREEMENTS	350.00	166.67	0.00	183.33	47.62
101-371-938.000	VEHICLE EXPENSE	1,500.00	1,701.71	0.00	(201.71)	113.45
101-371-938.100	GAS & DIESEL FUEL	700.00	898.00	30.49	(198.00)	128.29
101-371-956.000	MISCELLANEOUS	19,000.00	0.00	0.00	19,000.00	0.00
101-371-960.000	EDUCATION & TRAINING	2,000.00	584.39	0.00	1,415.61	29.22
Total Dept 371 - COMMUNITY DEVELOPMENT		236,343.00	155,769.31	13,409.33	80,573.69	65.91
Dept 421 - CONSTRUCTION CODES						
101-421-704.000	SALARIES FULL-TIME	16,949.00	12,036.65	1,267.50	4,912.35	71.02
101-421-704.200	WAGES FULL-TIME CLERICAL	45,219.00	32,773.12	3,451.20	12,445.88	72.48
101-421-704.250	SALARY-STIPEND DEGREE	500.00	365.35	38.46	134.65	73.07
101-421-704.400	SICK DAY PAY OFF	500.00	0.00	0.00	500.00	0.00
101-421-704.716	WAGES IN LIEU OF HEALTH INSUR	800.00	600.00	0.00	200.00	75.00
101-421-705.200	WAGES INSPECTORS	90,000.00	68,046.58	6,961.80	21,953.42	75.61
101-421-715.000	FICA EMPLOYER CONTRIBUTION	11,779.00	8,366.85	860.67	3,412.15	71.03
101-421-716.000	HEALTH INSURANCE	19,050.00	14,934.16	0.00	4,115.84	78.39
101-421-716.050	HEALTH SAVINGS ACCOUNT	3,452.00	3,327.80	34.52	124.20	96.40
101-421-716.100	VISION/SHORT TERM DISAB/LIFE	975.00	651.14	0.00	323.86	66.78
101-421-716.200	DENTAL INSURANCE	2,126.00	1,757.30	176.04	368.70	82.66
101-421-716.300	INSURANCE LONG TERM DISABILIT	188.00	124.92	0.00	63.08	66.45

GL NUMBER	DESCRIPTION	2023-24 AMENDED BUDGET	YTD BALANCE 12/31/2023 NORMAL (ABNORMAL)	ACTIVITY FOR MONTH 12/31/2023 INCREASE (DECREASE)	AVAILABLE BALANCE NORMAL (ABNORMAL)	% BDGT USED
Fund 101 - GENERAL OPERATING FUND						
Expenditures						
101-421-718.000	PENSION EMPLOYER CONTRIBUTION	7,450.00	5,048.51	524.68	2,401.49	67.77
101-421-718.100	DEFERRED COMPENSATIONS CONTRI	172.00	119.22	12.55	52.78	69.31
101-421-719.000	WORKMEN'S COMP	500.00	275.49	25.91	224.51	55.10
101-421-740.000	OPERATING SUPPLIES	2,500.00	1,266.07	0.00	1,233.93	50.64
101-421-745.000	OPERATING SUPPLIES OFFICE EQUIP/FURNITU	0.00	1,175.00	0.00	(1,175.00)	100.00
101-421-804.000	MEMBERSHIP & DUES	400.00	440.00	100.00	(40.00)	110.00
101-421-810.000	CONTRACTED SERVICES	2,000.00	982.41	0.00	1,017.59	49.12
101-421-817.000	PROFESSIONAL SERVICES	30,000.00	7,053.26	0.00	22,946.74	23.51
101-421-836.000	EMPLOYMENT PHYSICALS	260.00	0.00	0.00	260.00	0.00
101-421-850.100	WIRELESS COMMUNICATIONS	280.00	154.15	0.00	125.85	55.05
101-421-900.000	LEGAL NOTICES	200.00	0.00	0.00	200.00	0.00
101-421-910.000	INSURANCE GENERAL LIABILITY	1,400.00	2,119.98	0.00	(719.98)	151.43
101-421-936.000	MAINTENANCE AGREEMENTS	1,800.00	1,955.67	0.00	(155.67)	108.65
101-421-938.000	VEHICLE EXPENSE	300.00	0.00	0.00	300.00	0.00
101-421-938.100	GAS & DIESEL FUEL	700.00	713.48	161.54	(13.48)	101.93
101-421-960.000	EDUCATION & TRAINING	1,900.00	789.16	0.00	1,110.84	41.53
Total Dept 421 - CONSTRUCTION CODES		241,400.00	165,076.27	13,614.87	76,323.73	68.38
Dept 442 - SIDEWALKS						
101-442-704.100	WAGES FULL-TIME HOURLY	2,000.00	0.00	0.00	2,000.00	0.00
101-442-705.000	WAGES PART-TIME HOURLY	200.00	0.00	0.00	200.00	0.00
101-442-710.000	WAGES OVERTIME	750.00	15.49	15.49	734.51	2.07
101-442-715.000	FICA EMPLOYER CONTRIBUTION	225.00	1.11	1.11	223.89	0.49
101-442-716.050	HEALTH SAVINGS ACCOUNT	25.00	0.00	0.00	25.00	0.00
101-442-718.000	PENSION EMPLOYER CONTRIBUTION	330.00	1.86	1.86	328.14	0.56
101-442-719.000	WORKMEN'S COMP	58.00	0.12	0.12	57.88	0.21
101-442-910.000	INSURANCE GENERAL LIABILITY	40.00	20.46	0.00	19.54	51.15
101-442-930.000	REPAIRS/MAINTENANCE	3,000.00	0.00	0.00	3,000.00	0.00
101-442-940.100	EQUIPMENT RENTAL	1,500.00	0.00	0.00	1,500.00	0.00
101-442-974.000	CAPITAL IMPROVEMENTS	170,000.00	64,396.65	0.00	105,603.35	37.88
Total Dept 442 - SIDEWALKS		178,128.00	64,435.69	18.58	113,692.31	36.17
Dept 444 - STORM WATER MANAGEMENT						
101-444-817.000	PROFESSIONAL SERVICES	8,000.00	8,365.78	0.00	(365.78)	104.57
Total Dept 444 - STORM WATER MANAGEMENT		8,000.00	8,365.78	0.00	(365.78)	104.57
Dept 445 - DRAINS AT LARGE						
101-445-806.000	DRAIN AT LARGE	10,000.00	0.00	0.00	10,000.00	0.00
101-445-807.000	TOWNSHIP PROPERTY ASSESSMENT	6,000.00	7,213.45	7,213.45	(1,213.45)	120.22
Total Dept 445 - DRAINS AT LARGE		16,000.00	7,213.45	7,213.45	8,786.55	45.08
Dept 448 - STREET LIGHTING						
101-448-920.000	UTILITIES	65,000.00	44,744.97	5,631.76	20,255.03	68.84
Total Dept 448 - STREET LIGHTING		65,000.00	44,744.97	5,631.76	20,255.03	68.84
Dept 450 - ROAD PROGRAMS						

GL NUMBER	DESCRIPTION	2023-24 AMENDED BUDGET	YTD BALANCE 12/31/2023 NORMAL (ABNORMAL)	ACTIVITY FOR MONTH 12/31/2023 INCREASE (DECREASE)	AVAILABLE BALANCE NORMAL (ABNORMAL)	% BDGT USED
Fund 101 - GENERAL OPERATING FUND						
Expenditures						
101-450-930.000	REPAIRS/MAINTENANCE	189,000.00	224,681.02	0.00	(35,681.02)	118.88
Total Dept 450 - ROAD PROGRAMS		189,000.00	224,681.02	0.00	(35,681.02)	118.88
Dept 752 - ADMINISTRATION						
101-752-702.000	SALARY ELECTED OFFICIALS	2,100.00	1,010.00	235.00	1,090.00	48.10
101-752-704.000	SALARIES FULL-TIME	138,670.00	101,010.57	10,636.48	37,659.43	72.84
101-752-704.250	SALARY-STIPEND DEGREE	4,000.00	2,922.96	307.68	1,077.04	73.07
101-752-704.400	SICK DAY PAY OFF	2,300.00	0.00	0.00	2,300.00	0.00
101-752-705.000	WAGES PART-TIME HOURLY	28,500.00	25,262.07	2,626.13	3,237.93	88.64
101-752-715.000	FICA EMPLOYER CONTRIBUTION	13,431.00	9,740.24	1,032.93	3,690.76	72.52
101-752-716.000	HEALTH INSURANCE	22,705.00	21,133.03	0.00	1,571.97	93.08
101-752-716.050	HEALTH SAVINGS ACCOUNT	5,503.00	7,039.49	109.46	(1,536.49)	127.92
101-752-716.100	VISION/SHORT TERM DISAB/LIFE	1,408.00	1,194.88	0.00	213.12	84.86
101-752-716.200	DENTAL INSURANCE	2,378.00	1,855.54	185.81	522.46	78.03
101-752-716.300	INSURANCE LONG TERM DISABILIT	372.00	287.91	0.00	84.09	77.40
101-752-718.000	PENSION EMPLOYER CONTRIBUTION	16,640.00	12,471.86	1,313.28	4,168.14	74.95
101-752-719.000	WORKMEN'S COMP	2,380.00	1,351.10	133.45	1,028.90	56.77
101-752-740.000	OPERATING SUPPLIES	3,400.00	852.21	0.00	2,547.79	25.07
101-752-800.000	ADMINISTRATION FEE	10,556.00	0.00	0.00	10,556.00	0.00
101-752-803.000	AUDIT	882.00	864.00	0.00	18.00	97.96
101-752-804.000	MEMBERSHIP & DUES	965.00	240.00	0.00	725.00	24.87
101-752-810.000	CONTRACTED SERVICES	500.00	467.41	0.00	32.59	93.48
101-752-817.000	PROFESSIONAL SERVICES	1,000.00	1,932.28	0.00	(932.28)	193.23
101-752-900.000	LEGAL NOTICES	275.00	0.00	0.00	275.00	0.00
101-752-901.000	PRINTING & PUBLISHING	2,750.00	19.00	0.00	2,731.00	0.69
101-752-936.000	MAINTENANCE AGREEMENTS	180.00	475.14	0.00	(295.14)	263.97
101-752-960.000	EDUCATION & TRAINING	2,750.00	0.00	0.00	2,750.00	0.00
Total Dept 752 - ADMINISTRATION		263,645.00	190,129.69	16,580.22	73,515.31	72.12
Dept 756 - FACILITY ACQUISITION/CONSTRUC						
101-756-974.550	CAPITAL IMPROVEMENTS ROBERTS	211,000.00	0.00	0.00	211,000.00	0.00
101-756-974.575	CAPITAL IMP. NATURE PRESERVE	1,032,000.00	457,104.74	5,944.50	574,895.26	44.29
Total Dept 756 - FACILITY ACQUISITION/CONSTRUC		1,243,000.00	457,104.74	5,944.50	785,895.26	36.77
Dept 761 - SWIM PROGRAMS						
101-761-705.000	WAGES PART-TIME HOURLY	21,000.00	19,284.84	0.00	1,715.16	91.83
101-761-715.000	FICA EMPLOYER CONTRIBUTION	1,606.00	1,475.28	0.00	130.72	91.86
101-761-719.000	WORKMEN'S COMP	300.00	149.99	0.00	150.01	50.00
101-761-740.000	OPERATING SUPPLIES	4,300.00	1,104.50	0.00	3,195.50	25.69
101-761-930.000	REPAIRS/MAINTENANCE	3,000.00	5,471.05	0.00	(2,471.05)	182.37
Total Dept 761 - SWIM PROGRAMS		30,206.00	27,485.66	0.00	2,720.34	90.99
Dept 762 - SENIOR CITIZENS PROGRAMS						
101-762-740.000	OPERATING SUPPLIES	5,000.00	2,044.34	0.00	2,955.66	40.89
Total Dept 762 - SENIOR CITIZENS PROGRAMS		5,000.00	2,044.34	0.00	2,955.66	40.89

GL NUMBER	DESCRIPTION	2023-24 AMENDED BUDGET	YTD BALANCE 12/31/2023 NORMAL (ABNORMAL)	ACTIVITY FOR MONTH 12/31/2023 INCREASE (DECREASE)	AVAILABLE BALANCE NORMAL (ABNORMAL)	% BDGT USED
Fund 101 - GENERAL OPERATING FUND						
Expenditures						
Dept 763 - SOCCER						
101-763-705.000	WAGES PART-TIME HOURLY	4,100.00	4,495.44	0.00	(395.44)	109.64
101-763-715.000	FICA EMPLOYER CONTRIBUTION	315.00	343.93	0.00	(28.93)	109.18
101-763-719.000	WORKMEN'S COMP	275.00	48.32	0.00	226.68	17.57
101-763-740.000	OPERATING SUPPLIES	4,000.00	4,191.79	0.00	(191.79)	104.79
101-763-740.300	OPERATING SUPPLIES T-SHIRTS	3,000.00	3,262.02	0.00	(262.02)	108.73
101-763-740.675	SUPPLIES-CONCESSIONS	1,500.00	1,840.78	0.00	(340.78)	122.72
101-763-740.700	OPERATING SUPPLIES-NON PERISH	150.00	0.00	0.00	150.00	0.00
Total Dept 763 - SOCCER		13,340.00	14,182.28	0.00	(842.28)	106.31
Dept 765 - ADULT SOFTBALL						
101-765-740.000	OPERATING SUPPLIES	759.00	555.70	0.00	203.30	73.21
101-765-740.300	OPERATING SUPPLIES T-SHIRTS	108.00	172.50	0.00	(64.50)	159.72
101-765-810.000	CONTRACTED SERVICES	2,950.00	2,886.00	0.00	64.00	97.83
Total Dept 765 - ADULT SOFTBALL		3,817.00	3,614.20	0.00	202.80	94.69
Dept 766 - YOUTH CLINICS/FLOOR HOCKEY						
101-766-705.000	WAGES PART-TIME HOURLY	3,000.00	863.41	0.00	2,136.59	28.78
101-766-715.000	FICA EMPLOYER CONTRIBUTION	230.00	66.05	0.00	163.95	28.72
101-766-719.000	WORKMEN'S COMP	80.00	11.25	0.00	68.75	14.06
101-766-740.000	OPERATING SUPPLIES	800.00	0.00	0.00	800.00	0.00
101-766-740.300	OPERATING SUPPLIES T-SHIRTS	800.00	0.00	0.00	800.00	0.00
101-766-901.000	PRINTING & PUBLISHING	400.00	148.94	0.00	251.06	37.24
Total Dept 766 - YOUTH CLINICS/FLOOR HOCKEY		5,310.00	1,089.65	0.00	4,220.35	20.52
Dept 767 - BASKETBALL						
101-767-705.000	WAGES PART-TIME HOURLY	1,500.00	714.34	0.00	785.66	47.62
101-767-715.000	FICA EMPLOYER CONTRIBUTION	115.00	54.65	0.00	60.35	47.52
101-767-719.000	WORKMEN'S COMP	90.00	8.82	0.00	81.18	9.80
101-767-740.000	OPERATING SUPPLIES	500.00	0.00	0.00	500.00	0.00
101-767-740.300	OPERATING SUPPLIES T-SHIRTS	1,850.00	0.00	0.00	1,850.00	0.00
101-767-901.000	PRINTING & PUBLISHING	0.00	229.90	0.00	(229.90)	100.00
Total Dept 767 - BASKETBALL		4,055.00	1,007.71	0.00	3,047.29	24.85
Dept 768 - ARCHERY						
101-768-705.000	WAGES PART-TIME HOURLY	3,750.00	831.38	0.00	2,918.62	22.17
101-768-715.000	FICA EMPLOYER CONTRIBUTION	287.00	63.61	0.00	223.39	22.16
101-768-719.000	WORKMEN'S COMP	65.00	12.23	0.00	52.77	18.82
101-768-740.000	OPERATING SUPPLIES	1,200.00	1,011.19	0.00	188.81	84.27
101-768-740.300	OPERATING SUPPLIES T-SHIRTS	880.00	145.60	0.00	734.40	16.55
101-768-901.000	PRINTING & PUBLISHING	0.00	122.45	0.00	(122.45)	100.00
101-768-956.000	MISCELLANEOUS	2,880.00	0.00	0.00	2,880.00	0.00
Total Dept 768 - ARCHERY		9,062.00	2,186.46	0.00	6,875.54	24.13
Dept 769 - VOLLEYBALL						
101-769-705.000	WAGES PART-TIME HOURLY	1,000.00	0.00	0.00	1,000.00	0.00

GL NUMBER	DESCRIPTION	2023-24 AMENDED BUDGET	YTD BALANCE 12/31/2023 NORMAL (ABNORMAL)	ACTIVITY FOR MONTH 12/31/2023 INCREASE (DECREASE)	AVAILABLE BALANCE NORMAL (ABNORMAL)	% BDGT USED
Fund 101 - GENERAL OPERATING FUND						
Expenditures						
101-769-715.000	FICA EMPLOYER CONTRIBUTION	77.00	0.00	0.00	77.00	0.00
101-769-740.000	OPERATING SUPPLIES	750.00	437.54	0.00	312.46	58.34
Total Dept 769 - VOLLEYBALL		1,827.00	437.54	0.00	1,389.46	23.95
Dept 770 - OPERATIONS & MAINTENANCE						
101-770-704.100	WAGES FULL-TIME HOURLY	5,500.00	2,628.91	875.85	2,871.09	47.80
101-770-705.000	WAGES PART-TIME HOURLY	61,000.00	51,258.37	2,458.25	9,741.63	84.03
101-770-712.000	WAGES JANITORIAL	4,000.00	3,496.05	350.02	503.95	87.40
101-770-715.000	FICA EMPLOYER CONTRIBUTION	5,393.00	4,377.27	277.57	1,015.73	81.17
101-770-716.050	HEALTH SAVINGS ACCOUNT	55.00	218.17	8.06	(163.17)	396.67
101-770-718.000	PENSION EMPLOYER CONTRIBUTION	660.00	320.20	105.11	339.80	48.52
101-770-719.000	WORKMEN'S COMP	1,500.00	740.84	44.86	759.16	49.39
101-770-721.000	UNEMPLOYMENT COMPENSATION	0.00	4.56	0.00	(4.56)	100.00
101-770-740.000	OPERATING SUPPLIES	3,700.00	1,249.35	0.00	2,450.65	33.77
101-770-810.000	CONTRACTED SERVICES	36,000.00	34,647.89	0.00	1,352.11	96.24
101-770-850.000	TELEPHONE	2,400.00	1,078.21	0.00	1,321.79	44.93
101-770-850.100	WIRELESS COMMUNICATIONS	1,350.00	1,308.97	0.00	41.03	96.96
101-770-910.000	INSURANCE GENERAL LIABILITY	14,500.00	10,095.76	0.00	4,404.24	69.63
101-770-920.000	UTILITIES	27,000.00	15,102.73	1,032.27	11,897.27	55.94
101-770-930.000	REPAIRS/MAINTENANCE	64,500.00	48,582.45	418.74	15,917.55	75.32
101-770-938.000	VEHICLE EXPENSE	5,000.00	4,040.17	1.78	959.83	80.80
101-770-938.100	GAS & DIESEL FUEL	8,500.00	7,562.15	272.56	937.85	88.97
101-770-940.000	PORTABLE TOILET RENTAL	3,750.00	1,446.45	0.00	2,303.55	38.57
101-770-940.100	EQUIPMENT RENTAL	3,000.00	224.01	0.00	2,775.99	7.47
101-770-940.400	LEASE AGREEMENTS LAND/RAILROAD	2,774.00	2,673.67	0.00	100.33	96.38
101-770-970.000	CAPITAL OUTLAY	5,000.00	0.00	0.00	5,000.00	0.00
Total Dept 770 - OPERATIONS & MAINTENANCE		255,582.00	191,056.18	5,845.07	64,525.82	74.75
Dept 771 - FLAG FOOTBALL						
101-771-705.000	WAGES PART-TIME HOURLY	500.00	582.11	0.00	(82.11)	116.42
101-771-715.000	FICA EMPLOYER CONTRIBUTION	39.00	44.53	0.00	(5.53)	114.18
101-771-719.000	WORKMEN'S COMP	110.00	4.87	0.00	105.13	4.43
101-771-740.000	OPERATING SUPPLIES	745.00	99.78	0.00	645.22	13.39
101-771-740.300	OPERATING SUPPLIES T-SHIRTS	462.00	812.24	0.00	(350.24)	175.81
101-771-901.000	PRINTING & PUBLISHING	0.00	114.95	0.00	(114.95)	100.00
Total Dept 771 - FLAG FOOTBALL		1,856.00	1,658.48	0.00	197.52	89.36
Dept 772 - NATURE PRESERVE/CENTER						
101-772-704.100	WAGES FULL-TIME HOURLY	2,500.00	0.00	0.00	2,500.00	0.00
101-772-705.000	WAGES PART-TIME HOURLY	26,000.00	18,893.83	2,560.00	7,106.17	72.67
101-772-715.000	FICA EMPLOYER CONTRIBUTION	2,180.00	1,445.39	195.84	734.61	66.30
101-772-718.000	PENSION EMPLOYER CONTRIBUTION	300.00	0.00	0.00	300.00	0.00
101-772-719.000	WORKMEN'S COMP	500.00	43.54	3.84	456.46	8.71
101-772-740.000	OPERATING SUPPLIES	11,200.00	4,320.15	191.25	6,879.85	38.57
101-772-804.000	MEMBERSHIP & DUES	350.00	140.46	0.00	209.54	40.13
101-772-817.000	PROFESSIONAL SERVICES	20,500.00	175.00	0.00	20,325.00	0.85
101-772-901.000	PRINTING & PUBLISHING	4,500.00	915.97	72.00	3,584.03	20.35
101-772-910.000	INSURANCE GENERAL LIABILITY	7,000.00	565.53	0.00	6,434.47	8.08
101-772-920.000	UTILITIES	4,000.00	1,959.19	309.93	2,040.81	48.98
101-772-930.000	REPAIRS/MAINTENANCE	7,500.00	4,197.22	0.00	3,302.78	55.96

GL NUMBER	DESCRIPTION	2023-24 AMENDED BUDGET	YTD BALANCE 12/31/2023 NORMAL (ABNORMAL)	ACTIVITY FOR MONTH 12/31/2023 INCREASE (DECREASE)	AVAILABLE BALANCE NORMAL (ABNORMAL)	% BDGT USED
Fund 101 - GENERAL OPERATING FUND						
Expenditures						
101-772-940.000	PORTABLE TOILET RENTAL	3,500.00	0.00	0.00	3,500.00	0.00
101-772-960.000	EDUCATION & TRAINING	750.00	31.00	0.00	719.00	4.13
Total Dept 772 - NATURE PRESERVE/CENTER		90,780.00	32,687.28	3,332.86	58,092.72	36.01
Dept 774 - SPECIAL EVENTS						
101-774-705.000	WAGES PART-TIME HOURLY	4,500.00	1,922.75	644.30	2,577.25	42.73
101-774-715.000	FICA EMPLOYER CONTRIBUTION	344.00	147.09	49.29	196.91	42.76
101-774-719.000	WORKMEN'S COMP	152.00	13.83	4.32	138.17	9.10
101-774-740.000	OPERATING SUPPLIES	10,700.00	9,906.99	3,232.01	793.01	92.59
101-774-740.150	OPERATING 5K RUN/WALK	1,250.00	0.00	0.00	1,250.00	0.00
101-774-810.000	CONTRACTED SERVICES	1,800.00	0.00	0.00	1,800.00	0.00
101-774-817.000	PROFESSIONAL SERVICES	8,200.00	9,550.00	900.00	(1,350.00)	116.46
101-774-901.000	PRINTING & PUBLISHING	1,000.00	913.24	0.00	86.76	91.32
101-774-940.000	PORTABLE TOILET RENTAL	1,500.00	640.00	0.00	860.00	42.67
Total Dept 774 - SPECIAL EVENTS		29,446.00	23,093.90	4,829.92	6,352.10	78.43
Dept 775 - DAY CAMP						
101-775-705.000	WAGES PART-TIME HOURLY	17,500.00	18,708.97	0.00	(1,208.97)	106.91
101-775-715.000	FICA EMPLOYER CONTRIBUTION	1,339.00	1,431.25	0.00	(92.25)	106.89
101-775-719.000	WORKMEN'S COMP	260.00	180.28	0.00	79.72	69.34
101-775-740.000	OPERATING SUPPLIES	1,600.00	1,631.80	0.00	(31.80)	101.99
101-775-831.000	FIELD TRIPS	2,000.00	2,441.68	0.00	(441.68)	122.08
101-775-901.000	PRINTING & PUBLISHING	1,050.00	0.00	0.00	1,050.00	0.00
Total Dept 775 - DAY CAMP		23,749.00	24,393.98	0.00	(644.98)	102.72
Dept 776 - TRAIN						
101-776-705.000	WAGES PART-TIME HOURLY	2,000.00	0.00	0.00	2,000.00	0.00
101-776-715.000	FICA EMPLOYER CONTRIBUTION	153.00	0.00	0.00	153.00	0.00
101-776-719.000	WORKMEN'S COMP	40.00	0.00	0.00	40.00	0.00
101-776-901.000	PRINTING & PUBLISHING	0.00	581.50	0.00	(581.50)	100.00
101-776-930.000	REPAIRS/MAINTENANCE	5,000.00	3,486.00	0.00	1,514.00	69.72
101-776-938.100	GAS & DIESEL FUEL	375.00	0.00	0.00	375.00	0.00
Total Dept 776 - TRAIN		7,568.00	4,067.50	0.00	3,500.50	53.75
Dept 995 - TRANSFER-OUT						
101-995-999.205	PUBLIC SAFETY - FIRE	218,049.00	0.00	0.00	218,049.00	0.00
101-995-999.206	TRASNFER OUT FIRE APPARATUS	800,000.00	0.00	0.00	800,000.00	0.00
101-995-999.207	PUBLIC SAFETY - POLICE	218,049.00	0.00	0.00	218,049.00	0.00
Total Dept 995 - TRANSFER-OUT		1,236,098.00	0.00	0.00	1,236,098.00	0.00
TOTAL EXPENDITURES		10,141,293.00	3,433,630.45	497,204.12	6,707,662.55	33.86
Fund 101 - GENERAL OPERATING FUND:						

GL NUMBER	DESCRIPTION	2023-24 AMENDED BUDGET	YTD BALANCE 12/31/2023 NORMAL (ABNORMAL)	ACTIVITY FOR MONTH 12/31/2023 INCREASE (DECREASE)	AVAILABLE BALANCE NORMAL (ABNORMAL)	% BDGT USED
Fund 101 - GENERAL OPERATING FUND						
TOTAL REVENUES		7,964,622.00	2,885,446.32	165,965.30	5,079,175.68	36.23
TOTAL EXPENDITURES		10,141,293.00	3,433,630.45	497,204.12	6,707,662.55	33.86
NET OF REVENUES & EXPENDITURES		(2,176,671.00)	(548,184.13)	(331,238.82)	(1,628,486.87)	25.18

GL NUMBER	DESCRIPTION	2023-24 AMENDED BUDGET	YTD BALANCE 12/31/2023 NORMAL (ABNORMAL)	ACTIVITY FOR MONTH 12/31/2023 INCREASE (DECREASE)	AVAILABLE BALANCE NORMAL (ABNORMAL)	% BDGT USED
Fund 205 - PUBLIC SAFETY-FIRE DEPARTMENT						
Revenues						
Dept 000						
205-000-402.000	PROPERTY TAXES	537,595.00	1,234.41	0.00	536,360.59	0.23
205-000-405.000	DEL'Q PERSONAL PROPERTY	100.00	254.37	0.00	(154.37)	254.37
205-000-410.000	PERSONAL PROPERTY TAXES	53,831.00	0.00	0.00	53,831.00	0.00
205-000-410.100	PERSONAL PROPERTY REPLACEMENT	53,348.00	0.00	0.00	53,348.00	0.00
205-000-437.000	I.F.T.	41,728.00	0.00	0.00	41,728.00	0.00
205-000-629.000	REPORTS	250.00	0.00	0.00	250.00	0.00
205-000-630.000	NON-RESIDENT FEES	3,400.00	655.00	0.00	2,745.00	19.26
205-000-665.000	INTEREST EARNED	0.00	14,283.42	0.00	(14,283.42)	100.00
205-000-676.000	REFUNDS-REBATES	0.00	1,382.46	0.00	(1,382.46)	100.00
205-000-699.101	TRANSFER FROM GENERAL FUND	218,050.00	0.00	0.00	218,050.00	0.00
Total Dept 000		908,302.00	17,809.66	0.00	890,492.34	1.96
TOTAL REVENUES		908,302.00	17,809.66	0.00	890,492.34	1.96
Expenditures						
Dept 000						
205-000-704.000	SALARIES FULL-TIME	91,618.00	67,344.64	7,091.48	24,273.36	73.51
205-000-704.025	SALARIES FULL-TIME FIREFIGHTER	205,250.00	147,016.58	15,068.49	58,233.42	71.63
205-000-704.100	WAGES FULL-TIME HOURLY	2,000.00	74.69	40.81	1,925.31	3.73
205-000-704.250	SALARY-STIPEND DEGREE	750.00	663.36	115.38	86.64	88.45
205-000-704.400	SICK DAY PAY OFF	1,000.00	0.00	0.00	1,000.00	0.00
205-000-705.000	WAGES PART-TIME HOURLY	20,295.00	18,907.59	1,826.64	1,387.41	93.16
205-000-705.200	WAGES INSPECTORS	3,000.00	480.78	0.00	2,519.22	16.03
205-000-705.300	WAGES PART-TIME FIRERUNS	100,000.00	61,373.99	6,815.40	38,626.01	61.37
205-000-712.000	WAGES JANITORIAL	12,875.00	9,541.91	971.55	3,333.09	74.11
205-000-715.000	FICA EMPLOYER CONTRIBUTION	33,414.00	22,850.43	2,404.74	10,563.57	68.39
205-000-716.000	HEALTH INSURANCE	47,424.00	56,220.04	0.00	(8,796.04)	118.55
205-000-716.050	HEALTH SAVINGS ACCOUNT	13,000.00	15,697.23	205.50	(2,697.23)	120.75
205-000-716.100	VISION/SHORT TERM DISAB/LIFE	2,900.00	2,460.44	0.00	439.56	84.84
205-000-716.200	DENTAL INSURANCE	5,131.00	5,389.13	446.70	(258.13)	105.03
205-000-716.300	INSURANCE LONG TERM DISABILIT	661.00	571.02	0.00	89.98	86.39
205-000-718.000	PENSION EMPLOYER CONTRIBUTION	35,864.00	26,417.78	2,470.85	9,446.22	73.66
205-000-719.000	WORKMEN'S COMP	14,500.00	6,135.86	609.80	8,364.14	42.32
205-000-740.000	OPERATING SUPPLIES	12,000.00	6,156.73	310.94	5,843.27	51.31
205-000-742.000	UNIFORMS	5,500.00	2,503.03	681.26	2,996.97	45.51
205-000-745.000	OPERATING SUPPLIES OFFICE EQUIP/FURNITU	4,000.00	2,330.00	0.00	1,670.00	58.25
205-000-800.000	ADMINISTRATION FEE	8,300.00	0.00	0.00	8,300.00	0.00
205-000-802.000	LEGAL SERVICES	2,000.00	675.00	625.00	1,325.00	33.75
205-000-803.000	AUDIT	900.00	864.00	0.00	36.00	96.00
205-000-804.000	MEMBERSHIP & DUES	2,120.00	672.50	0.00	1,447.50	31.72
205-000-810.000	CONTRACTED SERVICES	14,300.00	10,063.54	0.00	4,236.46	70.37
205-000-810.100	CONTRACTED SERVICES	0.00	1,396.36	0.00	(1,396.36)	100.00
205-000-817.000	PROFESSIONAL SERVICES	3,000.00	217.94	0.00	2,782.06	7.26
205-000-836.000	EMPLOYMENT PHYSICALS	10,000.00	5,441.68	847.50	4,558.32	54.42
205-000-836.100	IMMUNIZATIONS	1,400.00	0.00	0.00	1,400.00	0.00
205-000-850.000	TELEPHONE	2,000.00	2,393.81	116.41	(393.81)	119.69
205-000-850.100	WIRELESS COMMUNICATIONS	2,500.00	1,301.27	0.00	1,198.73	52.05
205-000-900.000	LEGAL NOTICES	100.00	0.00	0.00	100.00	0.00
205-000-910.000	INSURANCE GENERAL LIABILITY	24,000.00	26,450.61	0.00	(2,450.61)	110.21
205-000-920.000	UTILITIES	20,000.00	13,920.41	3,129.11	6,079.59	69.60
205-000-930.000	REPAIRS/MAINTENANCE	41,000.00	25,095.22	32.46	15,904.78	61.21
205-000-930.100	REPAIRS & MAINTENANCE FS#1	4,000.00	3,084.24	0.00	915.76	77.11

GL NUMBER	DESCRIPTION	2023-24 AMENDED BUDGET	YTD BALANCE 12/31/2023 NORMAL (ABNORMAL)	ACTIVITY FOR MONTH 12/31/2023 INCREASE (DECREASE)	AVAILABLE BALANCE NORMAL (ABNORMAL)	% BDGT USED
Fund 205 - PUBLIC SAFETY-FIRE DEPARTMENT						
Expenditures						
205-000-930.200	REPAIRS & MAINTENANCE FS#2	3,000.00	938.27	0.00	2,061.73	31.28
205-000-936.000	MAINTENANCE AGREEMENTS	5,000.00	3,717.70	82.18	1,282.30	74.35
205-000-938.000	VEHICLE EXPENSE	18,000.00	6,821.47	264.22	11,178.53	37.90
205-000-938.100	GAS & DIESEL FUEL	14,000.00	7,339.75	708.76	6,660.25	52.43
205-000-940.100	EQUIPMENT RENTAL	800.00	0.00	0.00	800.00	0.00
205-000-956.000	MISCELLANEOUS	500.00	0.00	0.00	500.00	0.00
205-000-960.000	EDUCATION & TRAINING	11,000.00	8,863.42	0.00	2,136.58	80.58
205-000-970.000	CAPITAL OUTLAY	20,000.00	0.00	0.00	20,000.00	0.00
205-000-974.000	CAPITAL IMPROVEMENTS	200,000.00	4,214.18	0.00	195,785.82	2.11
Total Dept 000		1,019,102.00	575,606.60	44,865.18	443,495.40	56.48
TOTAL EXPENDITURES		1,019,102.00	575,606.60	44,865.18	443,495.40	56.48
Fund 205 - PUBLIC SAFETY-FIRE DEPARTMENT:						
TOTAL REVENUES		908,302.00	17,809.66	0.00	890,492.34	1.96
TOTAL EXPENDITURES		1,019,102.00	575,606.60	44,865.18	443,495.40	56.48
NET OF REVENUES & EXPENDITURES		(110,800.00)	(557,796.94)	(44,865.18)	446,996.94	503.43

GL NUMBER	DESCRIPTION	2023-24 AMENDED BUDGET	YTD BALANCE 12/31/2023 NORMAL (ABNORMAL)	ACTIVITY FOR MONTH 12/31/2023 INCREASE (DECREASE)	AVAILABLE BALANCE NORMAL (ABNORMAL)	% BDGT USED
Fund 206 - FIRE APPARATUS						
Revenues						
Dept 000						
206-000-402.000	PROPERTY TAXES	116,178.00	270.23	0.00	115,907.77	0.23
206-000-405.000	DEL'Q PERSONAL PROPERTY	50.00	56.51	0.00	(6.51)	113.02
206-000-410.000	PERSONAL PROPERTY TAXES	11,268.00	0.00	0.00	11,268.00	0.00
206-000-410.100	PERSONAL PROPERTY REPLACEMENT	21,170.00	0.00	0.00	21,170.00	0.00
206-000-437.000	I.F.T.	9,231.00	0.00	0.00	9,231.00	0.00
206-000-528.000	OTHER FEDERAL GRANTS	800,000.00	0.00	0.00	800,000.00	0.00
206-000-665.000	INTEREST EARNED	12,000.00	7,319.70	0.00	4,680.30	61.00
206-000-673.100	SALE OF FIXED ASSETS	50,000.00	0.00	0.00	50,000.00	0.00
206-000-677.000	REIMBURSEMENTS	0.00	890,000.00	0.00	(890,000.00)	100.00
206-000-699.205	TRANSFER IN FROM PS FIRE	200,000.00	0.00	0.00	200,000.00	0.00
Total Dept 000		1,219,897.00	897,646.44	0.00	322,250.56	73.58
TOTAL REVENUES		1,219,897.00	897,646.44	0.00	322,250.56	73.58
Expenditures						
Dept 000						
206-000-938.000	VEHICLE EXPENSE	10,000.00	81.26	0.00	9,918.74	0.81
206-000-970.000	CAPITAL OUTLAY	146,000.00	109,565.96	0.00	36,434.04	75.05
206-000-974.000	CAPITAL IMPROVEMENTS	1,150,000.00	1,302,125.40	516,858.98	(152,125.40)	113.23
206-000-991.000	PRINCIPAL PUBLIC SAFETY FIRE ST ADDITIO	0.00	13,374.50	3,357.54	(13,374.50)	100.00
206-000-995.100	INTEREST INSTALLMENT PURCHASE AGREEMENT	0.00	14,777.78	3,680.53	(14,777.78)	100.00
Total Dept 000		1,306,000.00	1,439,924.90	523,897.05	(133,924.90)	110.25
TOTAL EXPENDITURES		1,306,000.00	1,439,924.90	523,897.05	(133,924.90)	110.25
Fund 206 - FIRE APPARATUS:						
TOTAL REVENUES		1,219,897.00	897,646.44	0.00	322,250.56	73.58
TOTAL EXPENDITURES		1,306,000.00	1,439,924.90	523,897.05	(133,924.90)	110.25
NET OF REVENUES & EXPENDITURES		(86,103.00)	(542,278.46)	(523,897.05)	456,175.46	629.80

GL NUMBER	DESCRIPTION	2023-24 AMENDED BUDGET	YTD BALANCE 12/31/2023 NORMAL (ABNORMAL)	ACTIVITY FOR MONTH 12/31/2023 INCREASE (DECREASE)	AVAILABLE BALANCE NORMAL (ABNORMAL)	% BDGT USED
Fund 207 - PUBLIC SAFETY-POLICE						
Revenues						
Dept 000						
207-000-402.000	PROPERTY TAXES	871,335.00	2,057.50	0.00	869,277.50	0.24
207-000-405.000	DEL'Q PERSONAL PROPERTY	100.00	423.93	0.00	(323.93)	423.93
207-000-410.000	PERSONAL PROPERTY TAXES	84,514.00	0.00	0.00	84,514.00	0.00
207-000-410.100	PERSONAL PROPERTY REPLACEMENT	116,088.00	0.00	0.00	116,088.00	0.00
207-000-437.000	I.F.T.	69,234.00	0.00	0.00	69,234.00	0.00
207-000-539.000	JUSTICE TRAINING FUND	0.00	2,464.14	0.00	(2,464.14)	100.00
207-000-566.000	GRANT	8,000.00	0.00	0.00	8,000.00	0.00
207-000-570.000	LIQUOR LICENSE	10,500.00	10,516.55	0.00	(16.55)	100.16
207-000-607.100	COURT ORDERED FEES	100.00	933.64	140.00	(833.64)	933.64
207-000-626.000	SWAN VALLEY POLICE SECURITY	4,009.00	7,470.12	6,303.44	(3,461.12)	186.33
207-000-629.000	REPORTS	600.00	879.00	97.00	(279.00)	146.50
207-000-665.000	INTEREST EARNED	0.00	20,231.01	0.00	(20,231.01)	100.00
207-000-675.000	DONATIONS/CONTRIBUTION	15,000.00	0.00	0.00	15,000.00	0.00
207-000-676.000	REFUNDS-REBATES	0.00	318.90	0.00	(318.90)	100.00
207-000-680.000	REIMBURSEMENT	0.00	57,560.16	0.00	(57,560.16)	100.00
207-000-693.000	MISCELLANEOUS	0.00	1,107.28	0.00	(1,107.28)	100.00
207-000-699.101	TRANSFER FROM GENERAL FUND	218,049.00	0.00	0.00	218,049.00	0.00
Total Dept 000		1,397,529.00	103,962.23	6,540.44	1,293,566.77	7.44
TOTAL REVENUES		1,397,529.00	103,962.23	6,540.44	1,293,566.77	7.44
Expenditures						
Dept 000						
207-000-704.000	SALARIES FULL-TIME	170,470.00	92,274.69	6,698.84	78,195.31	54.13
207-000-704.100	WAGES FULL-TIME HOURLY	459,925.00	288,578.71	32,074.97	171,346.29	62.74
207-000-704.200	WAGES FULL-TIME CLERICAL	44,866.00	32,773.18	3,451.22	12,092.82	73.05
207-000-704.250	SALARY-STIPEND DEGREE	750.00	836.36	115.36	(86.36)	111.51
207-000-704.400	SICK DAY PAY OFF	1,000.00	0.00	0.00	1,000.00	0.00
207-000-704.716	WAGES IN LIEU OF HEALTH INSUR	4,000.00	2,000.00	0.00	2,000.00	50.00
207-000-705.000	WAGES PART-TIME HOURLY	0.00	10,556.78	2,449.99	(10,556.78)	100.00
207-000-709.000	WAGES COURT TIME	4,000.00	3,316.64	480.08	683.36	82.92
207-000-710.000	WAGES OVERTIME	45,000.00	37,625.26	5,924.66	7,374.74	83.61
207-000-712.000	WAGES JANITORIAL	8,061.00	4,998.74	510.15	3,062.26	62.01
207-000-715.000	FICA EMPLOYER CONTRIBUTION	56,465.00	35,402.66	3,870.31	21,062.34	62.70
207-000-716.000	HEALTH INSURANCE	86,413.00	76,128.01	0.00	10,284.99	88.10
207-000-716.050	HEALTH SAVINGS ACCOUNT	26,350.00	26,233.00	606.02	117.00	99.56
207-000-716.100	VISION/SHORT TERM DISAB/LIFE	7,000.00	4,375.17	0.00	2,624.83	62.50
207-000-716.200	DENTAL INSURANCE	12,570.00	8,138.15	782.67	4,431.85	64.74
207-000-716.300	INSURANCE LONG TERM DISABILIT	1,975.00	1,067.10	0.00	907.90	54.03
207-000-716.600	RETIREE HEALTH INS SUPPLEMENT	4,800.00	1,800.00	200.00	3,000.00	37.50
207-000-718.000	PENSION EMPLOYER CONTRIBUTION	81,723.00	52,127.86	5,754.14	29,595.14	63.79
207-000-719.000	WORKMEN'S COMP	13,000.00	4,875.19	493.89	8,124.81	37.50
207-000-740.000	OPERATING SUPPLIES	26,000.00	20,355.81	0.00	5,644.19	78.29
207-000-742.000	UNIFORMS	12,000.00	5,831.63	29.95	6,168.37	48.60
207-000-745.000	OPERATING SUPPLIES OFFICE EQUIP/FURNITU	2,000.00	135.00	0.00	1,865.00	6.75
207-000-802.000	LEGAL SERVICES	20,000.00	16,117.50	2,605.00	3,882.50	80.59
207-000-803.000	AUDIT	1,050.00	912.00	0.00	138.00	86.86
207-000-804.000	MEMBERSHIP & DUES	2,205.00	1,470.00	0.00	735.00	66.67
207-000-810.000	CONTRACTED SERVICES	9,000.00	6,863.36	0.00	2,136.64	76.26
207-000-817.000	PROFESSIONAL SERVICES	1,000.00	2,475.61	0.00	(1,475.61)	247.56
207-000-836.000	EMPLOYMENT PHYSICALS	500.00	1,560.00	520.00	(1,060.00)	312.00
207-000-850.000	TELEPHONE	1,577.00	1,566.59	116.41	10.41	99.34

GL NUMBER	DESCRIPTION	2023-24 AMENDED BUDGET	YTD BALANCE 12/31/2023 NORMAL (ABNORMAL)	ACTIVITY FOR MONTH 12/31/2023 INCREASE (DECREASE)	AVAILABLE BALANCE NORMAL (ABNORMAL)	% BDGT USED
Fund 207 - PUBLIC SAFETY-POLICE						
Expenditures						
207-000-850.100	WIRELESS COMMUNICATIONS	1,380.00	1,690.69	0.00	(310.69)	122.51
207-000-910.000	INSURANCE GENERAL LIABILITY	12,070.00	12,505.99	0.00	(435.99)	103.61
207-000-920.000	UTILITIES	5,827.00	3,413.21	615.03	2,413.79	58.58
207-000-930.000	REPAIRS/MAINTENANCE	50,500.00	24,355.45	0.00	26,144.55	48.23
207-000-936.000	MAINTENANCE AGREEMENTS	9,933.00	12,166.46	82.19	(2,233.46)	122.49
207-000-938.000	VEHICLE EXPENSE	27,000.00	12,934.48	1,617.47	14,065.52	47.91
207-000-938.100	GAS & DIESEL FUEL	26,400.00	15,809.09	1,419.03	10,590.91	59.88
207-000-940.100	EQUIPMENT RENTAL	450.00	0.00	0.00	450.00	0.00
207-000-940.200	COLD STORAGE LEASE	1,800.00	0.00	0.00	1,800.00	0.00
207-000-956.000	MISCELLANEOUS	1,000.00	311.12	0.00	688.88	31.11
207-000-960.000	EDUCATION & TRAINING	5,000.00	2,153.09	0.00	2,846.91	43.06
207-000-970.000	CAPITAL OUTLAY	90,000.00	99,195.74	0.00	(9,195.74)	110.22
Total Dept 000		1,335,060.00	924,930.32	70,417.38	410,129.68	69.28
TOTAL EXPENDITURES		1,335,060.00	924,930.32	70,417.38	410,129.68	69.28
Fund 207 - PUBLIC SAFETY-POLICE:						
TOTAL REVENUES		1,397,529.00	103,962.23	6,540.44	1,293,566.77	7.44
TOTAL EXPENDITURES		1,335,060.00	924,930.32	70,417.38	410,129.68	69.28
NET OF REVENUES & EXPENDITURES		62,469.00	(820,968.09)	(63,876.94)	883,437.09	1,314.20

GL NUMBER	DESCRIPTION	2023-24 AMENDED BUDGET	YTD BALANCE 12/31/2023 NORMAL (ABNORMAL)	ACTIVITY FOR MONTH 12/31/2023 INCREASE (DECREASE)	AVAILABLE BALANCE NORMAL (ABNORMAL)	% BDGT USED
Fund 246 - ROAD REVOLVING FUND						
Revenues						
Dept 000						
246-000-665.000	INTEREST EARNED	5,000.00	13,246.94	0.00	(8,246.94)	264.94
246-000-665.200	INTEREST REVENUE SPEC ASSESSM	27,312.00	17.57	0.00	27,294.43	0.06
246-000-672.100	SPECIAL ASSESSMENT REVENUE RO	52,947.00	22,772.70	0.00	30,174.30	43.01
Total Dept 000		85,259.00	36,037.21	0.00	49,221.79	42.27
TOTAL REVENUES		85,259.00	36,037.21	0.00	49,221.79	42.27
Fund 246 - ROAD REVOLVING FUND:						
TOTAL REVENUES		85,259.00	36,037.21	0.00	49,221.79	42.27
TOTAL EXPENDITURES		0.00	0.00	0.00	0.00	0.00
NET OF REVENUES & EXPENDITURES		85,259.00	36,037.21	0.00	49,221.79	42.27

GL NUMBER	DESCRIPTION	2023-24 AMENDED BUDGET	YTD BALANCE 12/31/2023 NORMAL (ABNORMAL)	ACTIVITY FOR MONTH 12/31/2023 INCREASE (DECREASE)	AVAILABLE BALANCE NORMAL (ABNORMAL)	% BDGT USED
Fund 248 - Downtown Development Authority						
Revenues						
Dept 000						
248-000-402.000	PROPERTY TAXES	62,728.00	(102.25)	0.00	62,830.25	(0.16)
248-000-405.000	DEL'Q PERSONAL PROPERTY	100.00	366.00	0.00	(266.00)	366.00
248-000-406.000	PROPERTY TAX CAPTURE	21,044.00	0.00	0.00	21,044.00	0.00
248-000-410.000	PERSONAL PROPERTY TAXES	13,546.00	0.00	0.00	13,546.00	0.00
248-000-665.000	INTEREST EARNED	5,000.00	2,667.71	864.78	2,332.29	53.35
248-000-667.300	OVER THE ROAD BANNER	200.00	0.00	0.00	200.00	0.00
248-000-675.000	DONATIONS/CONTRIBUTION	0.00	12,500.00	12,500.00	(12,500.00)	100.00
248-000-677.000	REIMBURSEMENTS	18,500.00	72.40	0.00	18,427.60	0.39
Total Dept 000		121,118.00	15,503.86	13,364.78	105,614.14	12.80
TOTAL REVENUES		121,118.00	15,503.86	13,364.78	105,614.14	12.80
Expenditures						
Dept 000						
248-000-704.100	WAGES FULL-TIME HOURLY	3,700.00	4,287.73	2,329.88	(587.73)	115.88
248-000-705.000	WAGES PART-TIME HOURLY	250.00	0.00	0.00	250.00	0.00
248-000-710.000	WAGES OVERTIME	50.00	28.70	0.00	21.30	57.40
248-000-715.000	FICA EMPLOYER CONTRIBUTION	306.00	308.80	166.72	(2.80)	100.92
248-000-716.050	HEALTH SAVINGS ACCOUNT	0.00	111.14	23.28	(111.14)	100.00
248-000-718.000	PENSION EMPLOYER CONTRIBUTION	480.00	517.95	279.57	(37.95)	107.91
248-000-719.000	WORKMEN'S COMP	80.00	66.28	33.00	13.72	82.85
248-000-740.000	OPERATING SUPPLIES	250.00	250.00	0.00	0.00	100.00
248-000-740.650	SEASONAL BANNERS/HOLIDAY LIGH	0.00	4,527.45	2,257.50	(4,527.45)	100.00
248-000-803.000	AUDIT	400.00	384.00	0.00	16.00	96.00
248-000-900.100	PUBLICATIONS	500.00	0.00	0.00	500.00	0.00
248-000-910.000	INSURANCE GENERAL LIABILITY	3,690.00	3,328.00	0.00	362.00	90.19
248-000-920.000	UTILITIES	2,000.00	1,577.78	233.17	422.22	78.89
248-000-930.000	REPAIRS/MAINTENANCE	18,500.00	2,893.50	0.00	15,606.50	15.64
248-000-940.100	EQUIPMENT RENTAL	3,000.00	1,970.93	0.00	1,029.07	65.70
248-000-974.000	CAPITAL IMPROVEMENTS	80,000.00	0.00	0.00	80,000.00	0.00
Total Dept 000		113,206.00	20,252.26	5,323.12	92,953.74	17.89
TOTAL EXPENDITURES		113,206.00	20,252.26	5,323.12	92,953.74	17.89
Fund 248 - Downtown Development Authority:						
TOTAL REVENUES		121,118.00	15,503.86	13,364.78	105,614.14	12.80
TOTAL EXPENDITURES		113,206.00	20,252.26	5,323.12	92,953.74	17.89
NET OF REVENUES & EXPENDITURES		7,912.00	(4,748.40)	8,041.66	12,660.40	60.02

GL NUMBER	DESCRIPTION	2023-24 AMENDED BUDGET	YTD BALANCE 12/31/2023 NORMAL (ABNORMAL)	ACTIVITY FOR MONTH 12/31/2023 INCREASE (DECREASE)	AVAILABLE BALANCE NORMAL (ABNORMAL)	% BDGT USED
Fund 590 - SEWER FUND						
Revenues						
Dept 000						
590-000-450.000	LICENSE & PERMITS	150.00	100.00	0.00	50.00	66.67
590-000-566.100	GRANT	0.00	122,007.35	0.00	(122,007.35)	100.00
590-000-608.000	USAGE	1,274,811.00	976,516.29	188,411.98	298,294.71	76.60
590-000-608.100	ADMINISTRATION FEE	220,000.00	1,234.16	0.00	218,765.84	0.56
590-000-608.200	CAPACITY FEE	30,000.00	35,346.30	2,000.00	(5,346.30)	117.82
590-000-608.400	READY TO SERVE	288,694.00	236,775.56	30,427.37	51,918.44	82.02
590-000-610.000	CONNECTIONS	3,600.00	0.00	0.00	3,600.00	0.00
590-000-659.000	PENALTY	12,000.00	8,880.53	996.26	3,119.47	74.00
590-000-665.000	INTEREST EARNED	15,000.00	203,876.37	4,323.92	(188,876.37)	1,359.18
590-000-667.100	EQUIPMENT RENTAL	3,500.00	2,271.97	0.00	1,228.03	64.91
590-000-673.100	SALE OF FIXED ASSETS	6,000.00	0.00	0.00	6,000.00	0.00
590-000-676.000	REFUNDS-REBATES	0.00	192.51	0.00	(192.51)	100.00
590-000-680.000	REIMBURSEMENT	0.00	100,776.95	0.00	(100,776.95)	100.00
590-000-693.200	LOCAL CONTRIBUTIONS	12,150,000.00	0.00	0.00	12,150,000.00	0.00
590-000-693.300	GRANT REVENUES	379,476.00	16,700,000.00	0.00	(16,320,524.00)	4,400.81
Total Dept 000		14,383,231.00	18,387,977.99	226,159.53	(4,004,746.99)	127.84
TOTAL REVENUES		14,383,231.00	18,387,977.99	226,159.53	(4,004,746.99)	127.84
Expenditures						
Dept 536 - ADMINISTRATION						
590-536-704.000	SALARIES FULL-TIME	76,750.00	64,156.20	6,946.49	12,593.80	83.59
590-536-704.200	WAGES FULL-TIME CLERICAL	17,500.00	13,417.41	1,414.58	4,082.59	76.67
590-536-704.400	SICK DAY PAY OFF	1,046.00	0.00	0.00	1,046.00	0.00
590-536-705.000	WAGES PART-TIME HOURLY	11,332.00	6,921.85	735.32	4,410.15	61.08
590-536-715.000	FICA EMPLOYER CONTRIBUTION	8,983.00	6,375.20	677.29	2,607.80	70.97
590-536-716.000	HEALTH INSURANCE	22,000.00	14,846.11	0.00	7,153.89	67.48
590-536-716.050	HEALTH SAVINGS ACCOUNT	5,323.00	4,075.83	83.60	1,247.17	76.57
590-536-716.100	VISION/SHORT TERM DISAB/LIFE	1,209.00	858.74	0.00	350.26	71.03
590-536-716.200	DENTAL INSURANCE	2,762.00	1,283.45	128.49	1,478.55	46.47
590-536-716.300	INSURANCE LONG TERM DISABILIT	280.00	204.30	0.00	75.70	72.96
590-536-718.000	PENSION EMPLOYER CONTRIBUTION	11,755.00	9,308.75	1,003.32	2,446.25	79.19
590-536-719.000	WORKMEN'S COMP	1,159.00	654.34	68.30	504.66	56.46
590-536-740.000	OPERATING SUPPLIES	9,000.00	7,138.59	650.83	1,861.41	79.32
590-536-745.000	OPERATING SUPPLIES OFFICE EQUIP/FURNITU	1,500.00	1,086.35	0.00	413.65	72.42
590-536-800.000	ADMINISTRATION FEE	109,420.00	0.00	0.00	109,420.00	0.00
590-536-802.000	LEGAL SERVICES	800.00	0.00	0.00	800.00	0.00
590-536-803.000	AUDIT	1,700.00	1,632.00	0.00	68.00	96.00
590-536-804.000	MEMBERSHIP & DUES	2,810.00	0.00	0.00	2,810.00	0.00
590-536-810.000	CONTRACTED SERVICES	4,350.00	1,003.68	0.00	3,346.32	23.07
590-536-817.000	PROFESSIONAL SERVICES	300.00	0.00	0.00	300.00	0.00
590-536-900.000	LEGAL NOTICES	0.00	150.80	0.00	(150.80)	100.00
590-536-936.000	MAINTENANCE AGREEMENTS	0.00	351.72	0.00	(351.72)	100.00
590-536-960.000	EDUCATION & TRAINING	1,000.00	0.00	0.00	1,000.00	0.00
Total Dept 536 - ADMINISTRATION		290,979.00	133,465.32	11,708.22	157,513.68	45.87
Dept 540 - OPERATIONS & MAINTENANCE						
590-540-704.100	WAGES FULL-TIME HOURLY	115,000.00	86,024.88	8,595.64	28,975.12	74.80
590-540-704.600	WAGES PAGERS	3,300.00	2,250.31	0.00	1,049.69	68.19
590-540-705.000	WAGES PART-TIME HOURLY	22,081.00	11,720.50	756.00	10,360.50	53.08
590-540-705.150	WAGES-PROJECT MANAGEMENT	0.00	875.00	0.00	(875.00)	100.00

GL NUMBER	DESCRIPTION	2023-24 AMENDED BUDGET	YTD BALANCE 12/31/2023 NORMAL (ABNORMAL)	ACTIVITY FOR MONTH 12/31/2023 INCREASE (DECREASE)	AVAILABLE BALANCE NORMAL (ABNORMAL)	% BDGT USED
Fund 590 - SEWER FUND						
Expenditures						
590-540-710.000	WAGES OVERTIME	5,000.00	6,333.90	176.05	(1,333.90)	126.68
590-540-715.000	FICA EMPLOYER CONTRIBUTION	11,252.00	7,768.23	685.25	3,483.77	69.04
590-540-716.000	HEALTH INSURANCE	29,152.00	17,495.72	0.00	11,656.28	60.02
590-540-716.050	HEALTH SAVINGS ACCOUNT	7,443.00	7,112.29	86.03	330.71	95.56
590-540-716.100	VISION/SHORT TERM DISAB/LIFE	1,536.00	1,052.78	0.00	483.22	68.54
590-540-716.200	DENTAL INSURANCE	3,600.00	2,307.84	260.89	1,292.16	64.11
590-540-716.300	INSURANCE LONG TERM DISABILIT	352.00	235.85	0.00	116.15	67.00
590-540-718.000	PENSION EMPLOYER CONTRIBUTION	13,334.00	11,294.17	1,052.60	2,039.83	84.70
590-540-719.000	WORKMEN'S COMP	2,650.00	862.65	74.19	1,787.35	32.55
590-540-740.000	OPERATING SUPPLIES	5,204.00	0.00	0.00	5,204.00	0.00
590-540-742.000	UNIFORMS	3,500.00	2,961.22	388.88	538.78	84.61
590-540-810.000	CONTRACTED SERVICES	4,600.00	3,055.11	0.00	1,544.89	66.42
590-540-817.000	PROFESSIONAL SERVICES	45,000.00	8,094.87	1,558.75	36,905.13	17.99
590-540-836.000	EMPLOYMENT PHYSICALS	497.00	145.00	0.00	352.00	29.18
590-540-850.000	TELEPHONE	3,400.00	1,831.68	116.41	1,568.32	53.87
590-540-850.100	WIRELESS COMMUNICATIONS	1,748.00	1,154.10	0.00	593.90	66.02
590-540-910.000	INSURANCE GENERAL LIABILITY	18,410.00	21,252.59	0.00	(2,842.59)	115.44
590-540-920.000	UTILITIES	78,030.00	58,337.06	7,606.11	19,692.94	74.76
590-540-922.000	SEWAGE TREATMENT FEES	502,654.00	329,155.44	0.00	173,498.56	65.48
590-540-930.000	REPAIRS/MAINTENANCE	140,000.00	97,875.08	5,911.28	42,124.92	69.91
590-540-932.000	MISS DIG SERVICES	1,428.00	0.00	0.00	1,428.00	0.00
590-540-936.000	MAINTENANCE AGREEMENTS	12,170.00	9,671.35	1,200.00	2,498.65	79.47
590-540-938.000	VEHICLE EXPENSE	2,601.00	16,178.48	489.54	(13,577.48)	622.01
590-540-938.100	GAS & DIESEL FUEL	14,000.00	8,455.25	840.72	5,544.75	60.39
590-540-939.000	CONTRACTED CONNECTIONS	3,600.00	0.00	0.00	3,600.00	0.00
590-540-956.000	MISCELLANEOUS	100.00	0.91	0.91	99.09	0.91
590-540-960.000	EDUCATION & TRAINING	750.00	0.00	0.00	750.00	0.00
590-540-968.000	DEPRECIATION	395,018.00	0.00	0.00	395,018.00	0.00
Total Dept 540 - OPERATIONS & MAINTENANCE		1,447,410.00	713,502.26	29,799.25	733,907.74	49.30
Dept 900 - CAPITAL CONTROL						
590-900-970.000	CAPITAL OUTLAY	11,000.00	7,055.50	0.00	3,944.50	64.14
590-900-974.000	CAPITAL IMPROVEMENTS	1,119,000.00	456,695.26	2,956.25	662,304.74	40.81
590-900-974.175	SANITARY SEWER HSC IMPROVEMENTS	12,150,000.00	15,421,466.04	1,070,082.57	(3,271,466.04)	126.93
590-900-974.185	CAPITAL IMPROVEMENTS SPECIAL PROJECT	0.00	3,033.26	1,411.00	(3,033.26)	100.00
Total Dept 900 - CAPITAL CONTROL		13,280,000.00	15,888,250.06	1,074,449.82	(2,608,250.06)	119.64
TOTAL EXPENDITURES		15,018,389.00	16,735,217.64	1,115,957.29	(1,716,828.64)	111.43
Fund 590 - SEWER FUND:						
TOTAL REVENUES		14,383,231.00	18,387,977.99	226,159.53	(4,004,746.99)	127.84
TOTAL EXPENDITURES		15,018,389.00	16,735,217.64	1,115,957.29	(1,716,828.64)	111.43
NET OF REVENUES & EXPENDITURES		(635,158.00)	1,652,760.35	(889,797.76)	(2,287,918.35)	260.21

GL NUMBER	DESCRIPTION	2023-24 AMENDED BUDGET	YTD BALANCE 12/31/2023 NORMAL (ABNORMAL)	ACTIVITY FOR MONTH 12/31/2023 INCREASE (DECREASE)	AVAILABLE BALANCE NORMAL (ABNORMAL)	% BDGT USED
Fund 591 - WATER FUND						
Revenues						
Dept 000						
591-000-608.000	USAGE	3,000,000.00	2,527,768.38	563,915.57	472,231.62	84.26
591-000-608.200	CAPACITY FEE	25,000.00	28,749.00	1,250.00	(3,749.00)	115.00
591-000-608.400	READY TO SERVE	1,692,000.00	1,263,322.97	277,033.06	428,677.03	74.66
591-000-609.000	TURN ON/TURN OFF	4,800.00	2,960.00	80.00	1,840.00	61.67
591-000-610.000	CONNECTIONS	50,920.00	52,009.50	3,205.66	(1,089.50)	102.14
591-000-652.000	NSF CHECK FEE	500.00	336.00	84.00	164.00	67.20
591-000-659.000	PENALTY	18,670.00	14,807.56	1,524.14	3,862.44	79.31
591-000-665.000	INTEREST EARNED	20,000.00	66,407.46	0.00	(46,407.46)	332.04
591-000-667.100	EQUIPMENT RENTAL	5,000.00	2,271.94	0.00	2,728.06	45.44
591-000-673.100	SALE OF FIXED ASSETS	6,000.00	0.00	0.00	6,000.00	0.00
591-000-680.000	REIMBURSEMENT	0.00	7,589.73	0.00	(7,589.73)	100.00
591-000-693.000	MISCELLANEOUS	0.00	834.70	0.00	(834.70)	100.00
591-000-694.000	CASH OVER/SHORT	0.00	(17.90)	0.00	17.90	100.00
591-000-695.000	REFUNDS/REIMBURSEMENTS	0.00	10,376.36	0.00	(10,376.36)	100.00
Total Dept 000		4,822,890.00	3,977,415.70	847,092.43	845,474.30	82.47
TOTAL REVENUES		4,822,890.00	3,977,415.70	847,092.43	845,474.30	82.47
Expenditures						
Dept 536 - ADMINISTRATION						
591-536-704.000	SALARIES FULL-TIME	76,750.00	64,153.00	6,946.27	12,597.00	83.59
591-536-704.200	WAGES FULL-TIME CLERICAL	17,368.00	13,416.31	1,414.42	3,951.69	77.25
591-536-704.400	SICK DAY PAY OFF	1,046.00	0.00	0.00	1,046.00	0.00
591-536-705.000	WAGES PART-TIME HOURLY	11,332.00	6,921.63	735.28	4,410.37	61.08
591-536-715.000	FICA EMPLOYER CONTRIBUTION	8,147.00	6,373.88	677.13	1,773.12	78.24
591-536-716.000	HEALTH INSURANCE	24,090.00	14,846.11	0.00	9,243.89	61.63
591-536-716.050	HEALTH SAVINGS ACCOUNT	5,323.00	4,075.57	83.60	1,247.43	76.57
591-536-716.100	VISION/SHORT TERM DISAB/LIFE	1,209.00	858.74	0.00	350.26	71.03
591-536-716.200	DENTAL INSURANCE	2,762.00	1,283.44	128.49	1,478.56	46.47
591-536-716.300	INSURANCE LONG TERM DISABILIT	280.00	204.30	0.00	75.70	72.96
591-536-718.000	PENSION EMPLOYER CONTRIBUTION	11,755.00	9,308.27	1,003.28	2,446.73	79.19
591-536-719.000	WORKMEN'S COMP	1,159.00	653.70	68.22	505.30	56.40
591-536-740.000	OPERATING SUPPLIES	9,000.00	7,138.70	650.85	1,861.30	79.32
591-536-745.000	OPERATING SUPPLIES OFFICE EQUIP/FURNITU	1,500.00	1,086.35	0.00	413.65	72.42
591-536-800.000	ADMINISTRATION FEE	109,420.00	0.00	0.00	109,420.00	0.00
591-536-802.000	LEGAL SERVICES	800.00	0.00	0.00	800.00	0.00
591-536-803.000	AUDIT	1,650.00	1,632.00	0.00	18.00	98.91
591-536-804.000	MEMBERSHIP & DUES	8,693.00	7,478.43	0.00	1,214.57	86.03
591-536-810.000	CONTRACTED SERVICES	4,350.00	3,220.83	0.00	1,129.17	74.04
591-536-900.000	LEGAL NOTICES	312.00	0.00	0.00	312.00	0.00
591-536-901.000	PRINTING & PUBLISHING	2,299.00	0.00	0.00	2,299.00	0.00
591-536-936.000	MAINTENANCE AGREEMENTS	0.00	351.72	0.00	(351.72)	100.00
591-536-960.000	EDUCATION & TRAINING	1,500.00	0.00	0.00	1,500.00	0.00
Total Dept 536 - ADMINISTRATION		300,745.00	143,002.98	11,707.54	157,742.02	47.55
Dept 540 - OPERATIONS & MAINTENANCE						
591-540-704.100	WAGES FULL-TIME HOURLY	115,000.00	85,456.91	8,450.42	29,543.09	74.31
591-540-704.400	SICK DAY PAY OFF	800.00	0.00	0.00	800.00	0.00
591-540-704.600	WAGES PAGERS	3,300.00	2,249.69	0.00	1,050.31	68.17
591-540-705.000	WAGES PART-TIME HOURLY	22,081.00	11,492.32	756.00	10,588.68	52.05
591-540-705.150	WAGES-PROJECT MANAGEMENT	0.00	875.00	0.00	(875.00)	100.00

GL NUMBER	DESCRIPTION	2023-24 AMENDED BUDGET	YTD BALANCE 12/31/2023 NORMAL (ABNORMAL)	ACTIVITY FOR MONTH 12/31/2023 INCREASE (DECREASE)	AVAILABLE BALANCE NORMAL (ABNORMAL)	% BDGT USED
Fund 591 - WATER FUND						
Expenditures						
591-540-710.000	WAGES OVERTIME	4,100.00	8,347.61	463.19	(4,247.61)	203.60
591-540-715.000	FICA EMPLOYER CONTRIBUTION	11,114.00	7,855.23	695.42	3,258.77	70.68
591-540-716.000	HEALTH INSURANCE	29,152.00	17,495.72	0.00	11,656.28	60.02
591-540-716.050	HEALTH SAVINGS ACCOUNT	7,443.00	6,052.02	84.47	1,390.98	81.31
591-540-716.100	VISION/SHORT TERM DISAB/LIFE	1,536.00	1,052.78	0.00	483.22	68.54
591-540-716.200	DENTAL INSURANCE	3,296.00	2,307.85	260.89	988.15	70.02
591-540-716.300	INSURANCE LONG TERM DISABILIT	352.00	227.35	0.00	124.65	64.59
591-540-718.000	PENSION EMPLOYER CONTRIBUTION	13,334.00	11,467.62	1,069.64	1,866.38	86.00
591-540-719.000	WORKMEN'S COMP	2,650.00	1,227.17	105.29	1,422.83	46.31
591-540-740.000	OPERATING SUPPLIES	5,152.00	0.00	0.00	5,152.00	0.00
591-540-742.000	UNIFORMS	3,500.00	2,961.20	388.87	538.80	84.61
591-540-810.000	CONTRACTED SERVICES	10,000.00	8,369.19	1,201.36	1,630.81	83.69
591-540-817.000	PROFESSIONAL SERVICES	26,010.00	12,658.76	350.00	13,351.24	48.67
591-540-836.000	EMPLOYMENT PHYSICALS	522.00	145.00	0.00	377.00	27.78
591-540-850.000	TELEPHONE	2,060.00	1,501.13	116.41	558.87	72.87
591-540-850.100	WIRELESS COMMUNICATIONS	1,748.00	1,154.18	0.00	593.82	66.03
591-540-910.000	INSURANCE GENERAL LIABILITY	23,827.00	23,877.09	0.00	(50.09)	100.21
591-540-918.000	CITY WATER SERVICES AGREEMENT	32,000.00	32,000.00	0.00	0.00	100.00
591-540-920.000	UTILITIES	14,857.00	8,965.61	1,580.93	5,891.39	60.35
591-540-927.000	PURCHASING WATER	2,200,000.00	1,703,401.26	158,401.62	496,598.74	77.43
591-540-927.100	READINESS TO SERVE CITY OF SA	1,200,000.00	793,427.78	102,622.00	406,572.22	66.12
591-540-930.000	REPAIRS/MAINTENANCE	200,000.00	69,985.08	9,825.03	130,014.92	34.99
591-540-930.300	WATER METER REPLACEMENT	25,000.00	2,818.14	0.00	22,181.86	11.27
591-540-932.000	MISS DIG SERVICES	1,428.00	0.00	0.00	1,428.00	0.00
591-540-936.000	MAINTENANCE AGREEMENTS	1,900.00	1,762.15	1,200.00	137.85	92.74
591-540-938.000	VEHICLE EXPENSE	2,550.00	16,178.61	489.54	(13,628.61)	634.46
591-540-938.100	GAS & DIESEL FUEL	14,000.00	8,455.26	840.72	5,544.74	60.39
591-540-939.000	CONTRACTED CONNECTIONS	32,000.00	20,276.30	6,710.00	11,723.70	63.36
591-540-940.400	LEASE AGREEMENTS LAND/RAILROAD	4,000.00	4,117.80	1,725.37	(117.80)	102.95
591-540-956.000	MISCELLANEOUS	100.00	0.00	0.00	100.00	0.00
591-540-960.000	EDUCATION & TRAINING	2,000.00	580.00	0.00	1,420.00	29.00
591-540-968.000	DEPRECIATION	402,133.00	0.00	0.00	402,133.00	0.00
Total Dept 540 - OPERATIONS & MAINTENANCE		4,418,945.00	2,868,741.81	297,337.17	1,550,203.19	64.92
Dept 900 - CAPITAL CONTROL						
591-900-970.000	CAPITAL OUTLAY	11,000.00	7,055.50	0.00	3,944.50	64.14
591-900-974.000	CAPITAL IMPROVEMENTS	1,000,000.00	14,760.00	14,760.00	985,240.00	1.48
591-900-974.185	CAPITAL IMPROVEMENTS SPECIAL PROJECT	0.00	3,033.26	1,411.00	(3,033.26)	100.00
Total Dept 900 - CAPITAL CONTROL		1,011,000.00	24,848.76	16,171.00	986,151.24	2.46
TOTAL EXPENDITURES		5,730,690.00	3,036,593.55	325,215.71	2,694,096.45	52.99
Fund 591 - WATER FUND:						
TOTAL REVENUES		4,822,890.00	3,977,415.70	847,092.43	845,474.30	82.47
TOTAL EXPENDITURES		5,730,690.00	3,036,593.55	325,215.71	2,694,096.45	52.99
NET OF REVENUES & EXPENDITURES		(907,800.00)	940,822.15	521,876.72	(1,848,622.15)	103.64

GL NUMBER	DESCRIPTION	2023-24 AMENDED BUDGET	YTD BALANCE 12/31/2023 NORMAL (ABNORMAL)	ACTIVITY FOR MONTH 12/31/2023 INCREASE (DECREASE)	AVAILABLE BALANCE NORMAL (ABNORMAL)	% BDGT USED
Fund 596 - MUNICIPAL REFUSE FUND						
Revenues						
Dept 000						
596-000-404.000	SPECIAL ASSESSMENT REVENUE	1,008,090.00	0.00	0.00	1,008,090.00	0.00
596-000-649.000	SALES	500.00	133.00	0.00	367.00	26.60
596-000-665.000	INTEREST EARNED	2,000.00	6,043.22	0.00	(4,043.22)	302.16
596-000-674.000	MUNICIPAL REFUSE REVENUE	1,000.00	2,869.48	36.07	(1,869.48)	286.95
Total Dept 000		1,011,590.00	9,045.70	36.07	1,002,544.30	0.89
TOTAL REVENUES		1,011,590.00	9,045.70	36.07	1,002,544.30	0.89
Expenditures						
Dept 000						
596-000-704.100	WAGES FULL-TIME HOURLY	3,000.00	339.76	0.00	2,660.24	11.33
596-000-710.000	WAGES OVERTIME	250.00	112.37	0.00	137.63	44.95
596-000-715.000	FICA EMPLOYER CONTRIBUTION	230.00	32.47	0.00	197.53	14.12
596-000-716.050	HEALTH SAVINGS ACCOUNT	120.00	3.40	0.00	116.60	2.83
596-000-718.000	PENSION EMPLOYER CONTRIBUTION	360.00	54.27	0.00	305.73	15.08
596-000-719.000	WORKMEN'S COMP	175.00	11.86	0.00	163.14	6.78
596-000-740.000	OPERATING SUPPLIES	4,000.00	3,340.04	0.00	659.96	83.50
596-000-800.000	ADMINISTRATION FEE	30,962.00	0.00	0.00	30,962.00	0.00
596-000-803.000	AUDIT	200.00	192.00	0.00	8.00	96.00
596-000-808.000	REFUSE CONTRACT	975,000.00	576,531.03	76,262.23	398,468.97	59.13
596-000-900.000	LEGAL NOTICES	0.00	1,644.97	0.00	(1,644.97)	100.00
596-000-910.000	INSURANCE GENERAL LIABILITY	1,846.00	2,563.57	0.00	(717.57)	138.87
596-000-930.000	REPAIRS/MAINTENANCE	2,000.00	1,911.00	0.00	89.00	95.55
596-000-936.000	MAINTENANCE AGREEMENTS	175.00	166.66	0.00	8.34	95.23
596-000-940.100	EQUIPMENT RENTAL	0.00	2,144.76	0.00	(2,144.76)	100.00
Total Dept 000		1,018,318.00	589,048.16	76,262.23	429,269.84	57.85
TOTAL EXPENDITURES		1,018,318.00	589,048.16	76,262.23	429,269.84	57.85
Fund 596 - MUNICIPAL REFUSE FUND:						
TOTAL REVENUES		1,011,590.00	9,045.70	36.07	1,002,544.30	0.89
TOTAL EXPENDITURES		1,018,318.00	589,048.16	76,262.23	429,269.84	57.85
NET OF REVENUES & EXPENDITURES		(6,728.00)	(580,002.46)	(76,226.16)	573,274.46	8,620.73

GL NUMBER	DESCRIPTION	2023-24 AMENDED BUDGET	YTD BALANCE 12/31/2023 NORMAL (ABNORMAL)	ACTIVITY FOR MONTH 12/31/2023 INCREASE (DECREASE)	AVAILABLE BALANCE NORMAL (ABNORMAL)	% BDGT USED
Fund 603 - TECHNOLOGY FUND						
Revenues						
Dept 000						
603-000-665.000		1,350.00	508.33	0.00	841.67	37.65
603-000-677.101	REIMBURSEMENTS FROM GEERAL FUND	27,000.00	17,430.55	0.00	9,569.45	64.56
603-000-677.205	REIMBURSEMENTS FROM PUBLIC SAFETY FIRE	7,000.00	5,780.32	0.00	1,219.68	82.58
603-000-677.207	REIMBURSEMENTS PUBLIC SAFETY POLICE	5,000.00	6,173.17	0.00	(1,173.17)	123.46
603-000-677.590	REIMBURSEMENTS FROM SEWER FUND	2,000.00	3,017.85	0.00	(1,017.85)	150.89
603-000-677.591	REIMBURSEMENTS FROM WATER	2,000.00	3,017.87	0.00	(1,017.87)	150.89
603-000-677.752	REIMBURSEMENTS FROM PARKS	1,000.00	0.00	0.00	1,000.00	0.00
Total Dept 000		45,350.00	35,928.09	0.00	9,421.91	79.22
TOTAL REVENUES		45,350.00	35,928.09	0.00	9,421.91	79.22
Expenditures						
Dept 000						
603-000-745.200	SOFTWARE	4,000.00	6,394.27	0.00	(2,394.27)	159.86
603-000-745.225	CONTRACTED SERVCIES	16,000.00	23,269.99	0.00	(7,269.99)	145.44
603-000-745.250	COMPUTERS & PERIPHERALS	10,000.00	13,942.99	0.00	(3,942.99)	139.43
603-000-745.275	COPIER RELATED COSTS	3,000.00	4,684.20	1,510.75	(1,684.20)	156.14
603-000-745.300	SOFTWARE SUPPORT AGREEMENTS	12,000.00	18,493.44	661.44	(6,493.44)	154.11
Total Dept 000		45,000.00	66,784.89	2,172.19	(21,784.89)	148.41
TOTAL EXPENDITURES		45,000.00	66,784.89	2,172.19	(21,784.89)	148.41
Fund 603 - TECHNOLOGY FUND:						
TOTAL REVENUES		45,350.00	35,928.09	0.00	9,421.91	79.22
TOTAL EXPENDITURES		45,000.00	66,784.89	2,172.19	(21,784.89)	148.41
NET OF REVENUES & EXPENDITURES		350.00	(30,856.80)	(2,172.19)	31,206.80	8,816.23
TOTAL REVENUES - ALL FUNDS		31,959,788.00	26,366,773.20	1,259,158.55	5,593,014.80	82.50
TOTAL EXPENDITURES - ALL FUNDS		35,727,058.00	26,821,988.77	2,661,314.27	8,905,069.23	75.07
NET OF REVENUES & EXPENDITURES		(3,767,270.00)	(455,215.57)	(1,402,155.72)	(3,312,054.43)	12.08

Thomas Township Fire Department

Saginaw, MI

This report was generated on 1/2/2024 10:13:15 AM

Breakdown by Major Incident Types for Date Range

Zone(s): All Zones | Start Date: 12/01/2023 | End Date: 12/31/2023

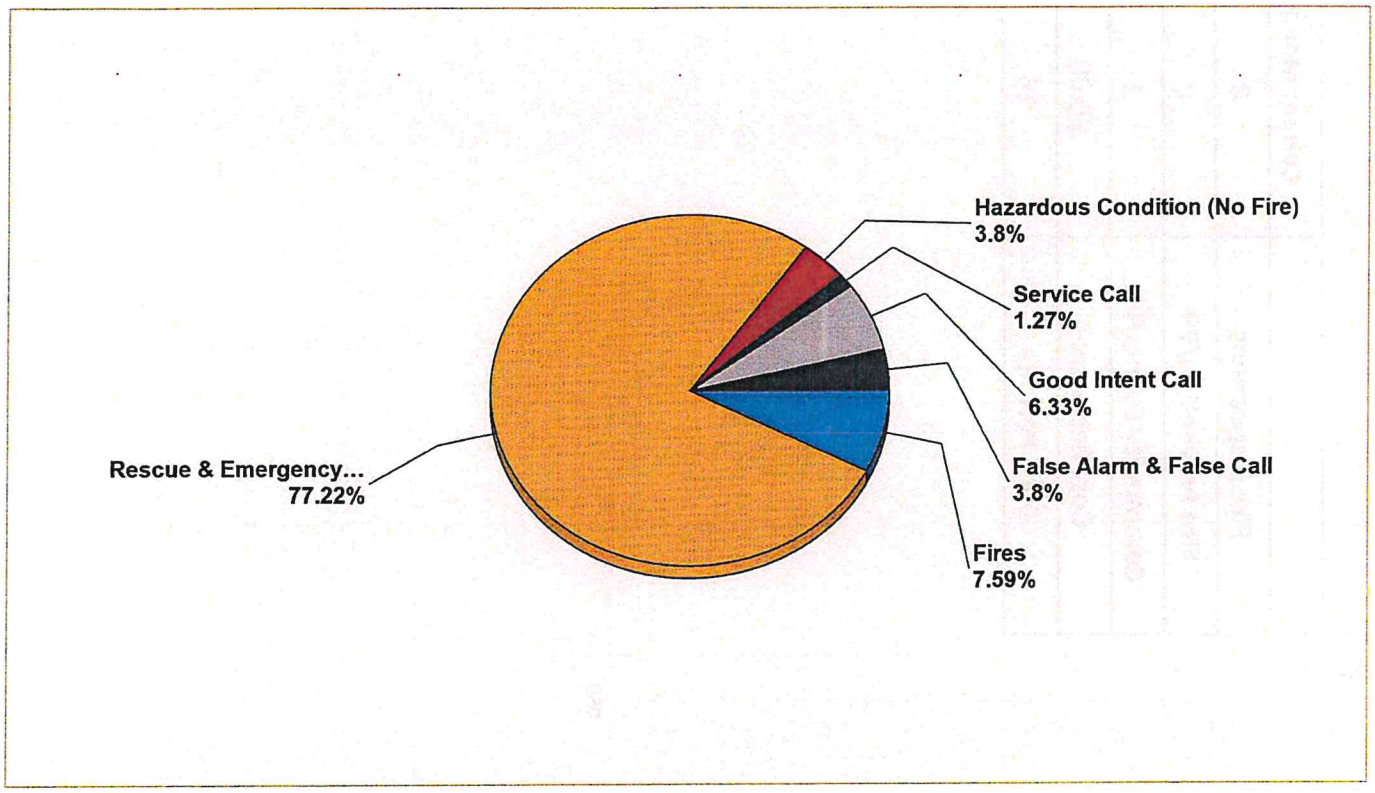

MAJOR INCIDENT TYPE	# INCIDENTS	% of TOTAL
Fires	6	7.59%
Rescue & Emergency Medical Service	61	77.22%
Hazardous Condition (No Fire)	3	3.8%
Service Call	1	1.27%
Good Intent Call	5	6.33%
False Alarm & False Call	3	3.8%
TOTAL	**79**	**100%**

Only REVIEWED and/or LOCKED IMPORTED incidents are included. Summary results for a major incident type are not displayed if the count is zero.

For the month of: December, 2023

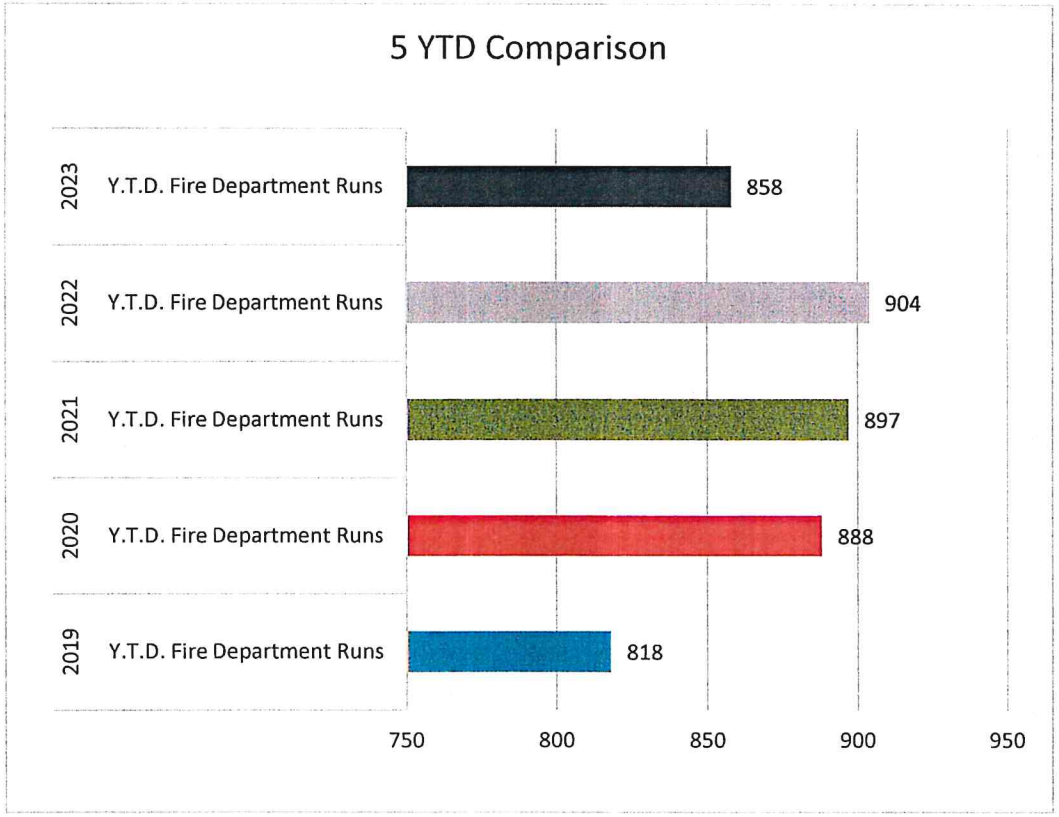

	Current Month	Y.T.D.
Fire Inspections	8	400
Fire Prevention/PR	0	13
Community Events/PR	2	19
Cost Recovery	$0.00	$655.00
Burn Permits	16	424

THOMAS Township
POLICE DEPARTMENT

THOMAS TWP POLICE

Complaint Statistics Report

December		Previous Year	Current Year	Holy Cross
File Class	Description	2022	2023	December
1000	Sovereignty	0	0	
2000	Military	0	0	
3000	Immigration	0	0	
9001	Murder/Non-Negligent	0	0	
9002	Negligent-Manslaughter	0	0	
9003	Negligent-Veh/Boat/Snowmobile	0	0	
9004	Justifiable Homicide	0	0	
10001	Kidnapping - Abduction	0	0	
10002	Parental Kidnapping	0	0	
11001	Sexual Assault- Forcible-Penetration Penis/Vagina CSC1	0	0	
11002	Penis/Vagina CSC3	0	0	
11003	Oral/Anal CSC1	1	0	
11004	Oral/Anal CSC3	0	0	
11005	Object CSC1	0	0	
11006	Object CSC3	0	0	
11007	Sexual Assault-Forcible -Contact CSC2	0	0	
11008	Forcible CSC4	0	0	
12000	Robbery	0	0	
13001	Non-Aggravated Assault	3	9	2
13002	Aggravated/Felonious Assault	2	1	
13003	Intimidation/Stalking	4	2	
14000	Abortion	0	0	
20000	Arson	0	0	
21000	Extortion	0	0	
22001	Burglary Forced Entry	0	0	
22002	Burglary Entry W/O Force (Intent)	0	0	
22003	Burglary Unlawful Entry (No Intent)	0	0	

22004	Poss. Of Burglary Tools	0	0	
23001	Larceny - Pocket picking	0	0	
23002	Larceny - Purse Snatching	0	0	
23003	Larceny - Theft From Building	1	1	
23004	Theft From Coin Operated Machine/Device	0	0	
23005	Theft From Motor Vehicle	0	0	
23006	Theft of MV Parts/Accessories	0	0	
23007	Larceny - Other	1	3	
23009	Civil Retail Fraud	0	0	
24001	Motor Vehicle Theft	0	0	
24002	Motor vehicle as stolen property	0	0	
24003	Motor vehicle fraud	0	0	
25000	Forgery/Counterfeiting	0	0	
26001	False Pret/Swindle/Confidence Game	0	2	
26002	Credit Card/ATM (Use of) Fraud	1	0	
26003	Impersonation Fraud	0	0	
26004	Welfare Fraud	0	0	
26005	Wire Fraud	0	0	
26006	Bad Checks - Fraud	0	0	
26007	I D Theft	0	0	
26008	Attempt Fraud	0	0	
27000	Embezzlement	0	0	
28000	Stolen Property	0	0	
29000	Property Damage	3	4	1
30001	Retail Fraud Misrepresentation	0	0	
30002	Retail Fraud Theft	1	3	
30003	Retail Fraud Refund/Exchange	0	0	
35001	Drug Violation of controlled substance	3	0	
35002	Narcotic Equipment Violations	0	0	
36001	Sex Offense - Penetration Nonforcible Blood/Affinity (CSC1 & 3)	0	0	
36002	Penetration Nonforcible Other (CSC1 & 3)	0	0	
36003	Peeping Tom	0	0	
36004	Sex Offense Other	1	1	
37000	Obscenity	0	0	
38001	Abuse/Neglect Nonviolent Family Offense	0	0	
38002	Family Offense Nonsupport	0	0	
38003	Other Family Offense	0	0	
39001	Gambling/Betting/Wagering	0	0	

39002	Gambling/Operating/Promoting/Assist	0	0	
39003	Gambling Equipment Violations	0	0	
39004	Gambling Sports Tampering	0	0	
40001	Sex Commercialized Prostitution	0	0	
40002	Assisting/Promoting Prostitution	0	0	
41001	Liquor Law - License/Establishment	0	0	
41002	Liquor Law Violations - Other	0	2	
42000	Drunkenness	0	0	
48000	Obstructing Police	0	2	
49000	Escape/Flight	0	0	
50000	Obstructing Justice	2	7	
51000	Bribery	0	0	
52001	Weapons Offense - Concealed	1	0	
52002	Weapons Offense - Explosives	0	0	
52003	Weapons Offense - Other	0	0	
53001	Disorderly Conduct - Public Peace	2	1	
53002	Public Peace - Other	0	0	
54001	Hit and Run Motor Vehicle Acc	1	0	
54002	Operating MV - OUIL/OUID	8	5	
54003	Traffic	5	8	
55000	Health & Safety	1	0	
56000	Civil Rights	0	0	
57001	Trespassing - Invasion of Privacy	2	1	
57002	Invasion of Privacy - Other	0	0	
58000	Smuggling	0	0	
59000	Election Laws	0	0	
60000	Antitrust	0	0	
61000	Tax/Revenue	0	0	
62000	Conservation	0	0	
63000	Vagrancy	0	0	
70000	Juvenile Runaway	4	3	1
73000	Misc Criminal Offense	0	0	
75000	Solicitation(All Crimes Except Prostitution)	0	0	
77000	Conspiracy	0	0	
Motor Service Enforcement				
89001	Service of Commission Papers	0	0	
89002	Unauthorized Transportation	0	0	
89003	Violation of Rules	0	0	
89004	Warrants	0	0	
89005	Motor Carrier Safety Rules	0	0	

89006	Inspection of Homes to be Moved	0	0	
89007	Migrant Agriculture Workers Transporting Laws	0	0	
89009	All Other Motor Carrier Violations	0	0	
90000	Skipped Numbers	0	0	
91001	Delinquent Minors	0	0	
Civil or Noncriminal Custodies				
92001	Divorce & Support/Civil or Noncriminal	0	0	
92002	Incapacitation	0	0	
92003	Walk-away - Mental Institutions/Hospital	0	0	
92004	Insanity	0	0	
92005	Civil/Illegal Possession of Alcoholic Liquor	0	0	
Traffic				
93001	Accident - Traffic	24	15	
93002	Accident - Non Traffic	6	4	
93003	Traffic Violations - Civil Infractions	0	0	
93004	Parking Violations - Civil Infractions	1	0	
93005	Traffic Investigation Survey	0	0	
93006	Traffic Policing	0	0	
93007	Traffic Safety - Public Appearances	0	0	
93008	Breathalyzer Inspection	0	0	
93009	Breathalyzer Tests	0	0	
Special - Sequential File Classes Only				
94001	Valid Alarm Activation	0	0	
94002	False Alarm Activation	0	0	
94003	Rest Area/Road Side Park Violation	0	0	
94004	Criminal Incidents/Scale Sites	0	0	
Fire				
95001	Accident - Fire	0	0	
95002	Accident - Explosion	0	0	
95003	Inspection - Fire	0	0	
95004	Hazardous Conditions	0	0	
95005	Suspicious Fire	0	0	
95006	Undetermined Fire	0	0	
Accidents - All Other Non-Criminal (Except Traffic)				
97001	Accident - Aircraft	0	0	
97002	Accident - Hunting	0	0	
97003	Accident - Other Shooting	0	0	
97004	Accident - Boating	0	0	
97005	Accident - Other Water	0	0	
97006	Accident - All Other	0	0	

Inspections/Investigations				
98001	Boats / Inspections/ Investigations	0	0	
98002	Motor Veh/Vin/Sch Bus/Inspections	0	0	
98003	Property/Excludes Patrol Inspections	0	0	
98004	Other Inspections	0	0	
98005	Unfounded Alarm	0	0	
98006	Civil Matter Disputes/Family Trouble	5	10	
98007	Suspicious Situation	11	13	
98008	Lost & Found Property	4	0	
98009	Drug Overdose	0	0	
Miscellaneous				
99001	Suicide (Includes Attempts)	3	1	
99002	Natural Death	3	1	
99003	Missing Persons/Runaway	2	0	
99004	Natural Disaster	0	0	
99005	Gun Board Meetings	0	0	
99006	Instructional Activities	0	0	
99007	Public Relations Activities	0	0	
99008	Assist Other Agencies:			
	General	49	53	
	Fire	13	9	
	Medical	32	29	
	Police	8	16	
	False Alarm	19	10	
99009	General Non-Criminal	6	2	
		233	**218**	**4**

2022 Year to Date: 2,914

2023 Year to Date: 2,729

Citations for Month: 25

PARKS AND RECREATION REPORT JANUARY 2024

ROETHKE PARK:

Roethke Park is pretty quiet these days. We had Mikes Wrecker haul the original train over to Craig Sopak's shop, so he can begin working on the drive shafts on both drive trucks. It has been 15 years since we have had them off to inspect them. Craig is also going to redo a lot of the wiring and lighting to update it to match the new trains lights. Our goal is for both trains to have identical systems to make it easier for drivers.

ROBERTS PARK

We are cleaning up Winter Wonderland and will be preparing the park for winter now that all our events are over. Lots of people have been out walking with the nice weather so the parks have been busy and trash cans have been getting filled up.

COMMUNITY PARK

None

DAY PARK

No snow yet so not busy at all.

SPORTS AND PROGRAMS

Boys Basketball draft was Saturday December 9th at the middle school. The Basketball Clinic, Boys Basketball and Archery will all begin the first week of January.

NATURE CENTER PRESERVE

Report from Lynda Thayer

EVENTS

None

Nature Center & Preserve

NATURE CENTER AND PRESERVE REPORT JANUARY 2024

NATURE PRESERVE UPDATE

The Dow restoration work in the northern six acres of the preserve continues. The bank management work is done, but the soil that will go on the north end of the preserve hasn't been moved because of the standing water along the perimeter of the field. Once the ground freezes, work will recommence. The trail access across Wallace Drive is limited when the crew is working. The trail on along the Tittabawassee River is reopened.

We met with Cindy Todd from Spicer to go over our DNR 2021 Trust Fund Grant work to get things prepared to go out to bid. This work will be done in the summer if all goes as planned.

NATURE CENTER UPDATE

The nature center's hours are Tuesdays from 3-7 pm, Wednesday-Friday 12-4 pm. We are continuing to offer programs: Tuesdays from 5-7 pm we offer F.U.N. (Families United in Nature) which involves a nightly theme and 5-6 activities based on that theme, Wednesdays from 12-2 pm are reserved for senior citizen activities, and Thursdays from 1-2, we host a pre-school activity group called Little Acorns. Little Acorns activities are based on a theme with a literacy activity, an indoor activity or craft, plus an outdoor activity or hike. We had four FUN nights in December. World Soil Day drew 19 visitors, 20 visitors participated in Hot Cocoa Day, 19 visitors came for Christmas activities, while only five people participated in the "Best of" event, which was December 26. We had four Little Acorns pre-school activity days. We had seven participants for Christmas Card Day, seven for Cupcake Day, nine for Christmas fun, and four for Boxing Day. We had December's Family Fun Day on Saturday, December 2 from 10 am-2 pm. Seventy-one people participated. Our senior citizen activity days have been poorly attended. The senior citizen luncheon will be hosted at the nature center on January 10, so hopefully the senior citizens will become familiar with the nature center and be willing to attend the additional game days. If attendance doesn't improve, we will look at other options, such as hosting a senior citizen social time where game playing is optional.

Visitors are welcome to come in when the nature center is open. Attendance during non-activity times varies. There times when there are multiple groups visiting and perusing the displays and activities, and then there are some days where only a few people stop in.

We hosted Delta College's Financial Aid Department staff on December 6, and we hosted the Thomas Township Business Association event on December 13 from 5:30-7:30.

NATURAL RESOURCES DAMAGE ASSESSMENT (NRDA) UPDATE

We have continued the conversation with US Fish and Wildlife and the DNR to have additional support in the preserve area during this spring and summer. We will continue to use the original NRDA funds to develop the nature preserve. The feasibility study that will present us with recommendations for the erosion situation in the north end of the preserve which will be funded by additional NRDA funds should be approved by the NRDA Trustee Council in February.

SAGINAW COUNTY ARPA FUNDS UPDATE

We are wrapping up our ARPA funds work. We have approximately $45,000 left of the $300,000. The latest ARPA expenses were stairs to the future kayak launch area finishing work on the sign.