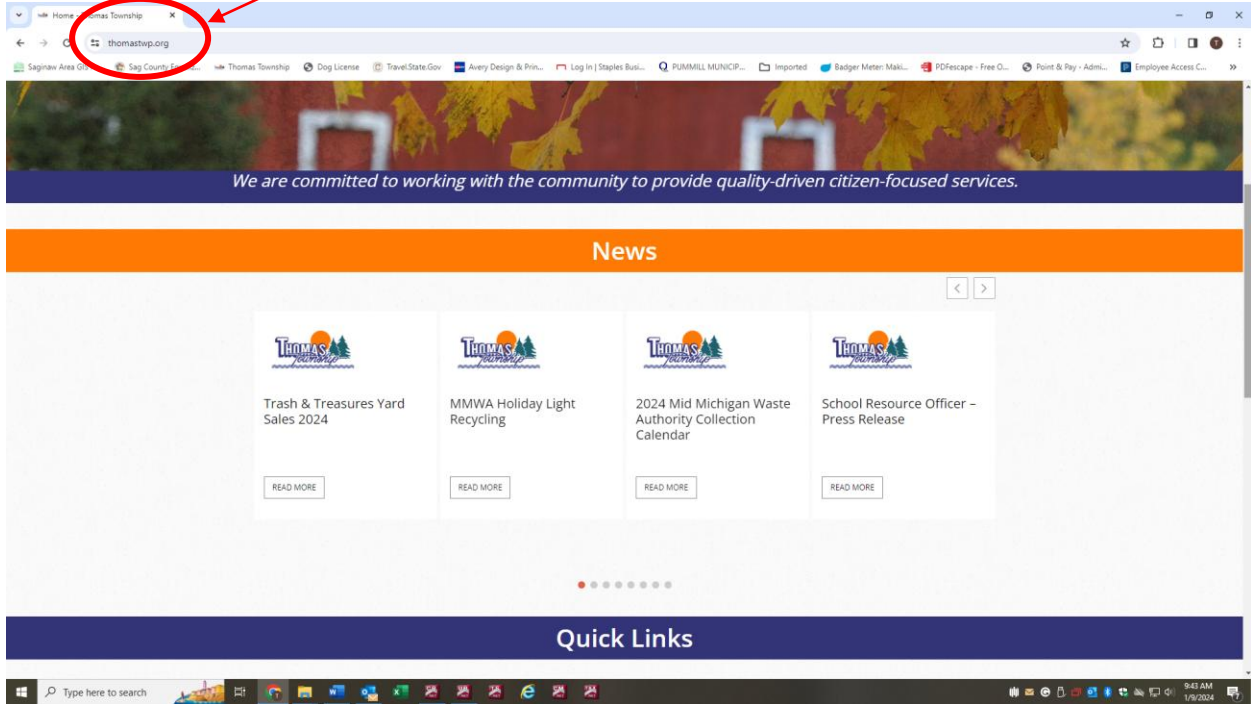




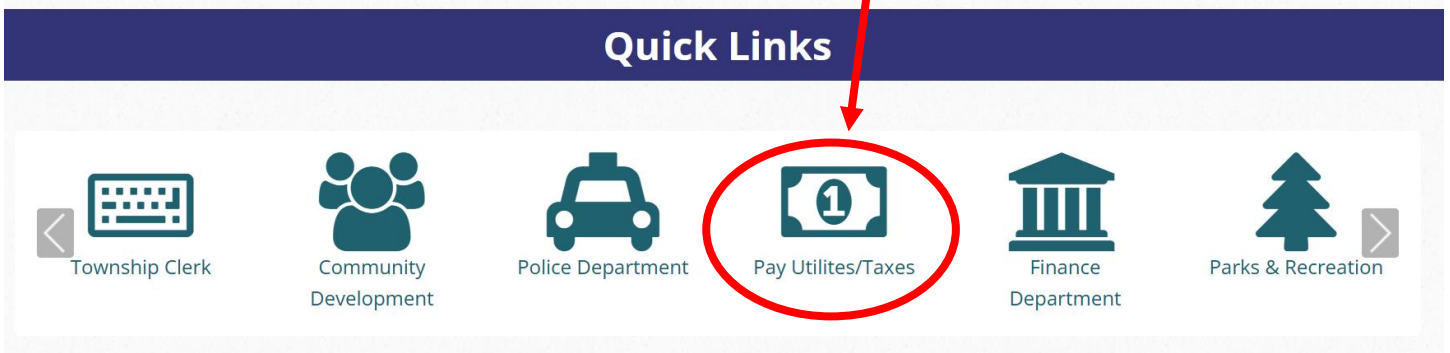
HOW TO PAY YOUR WATER/SEWER AND TAX BILL ONLINE

Go to **“thomastwp.org”**

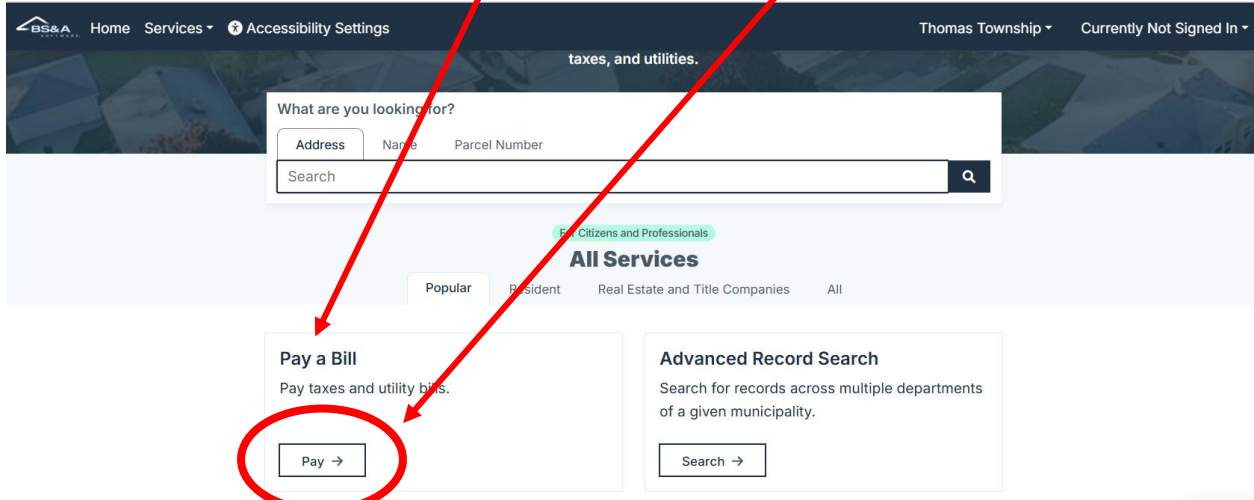


From the Home page,
scroll down and locate
Quick Links

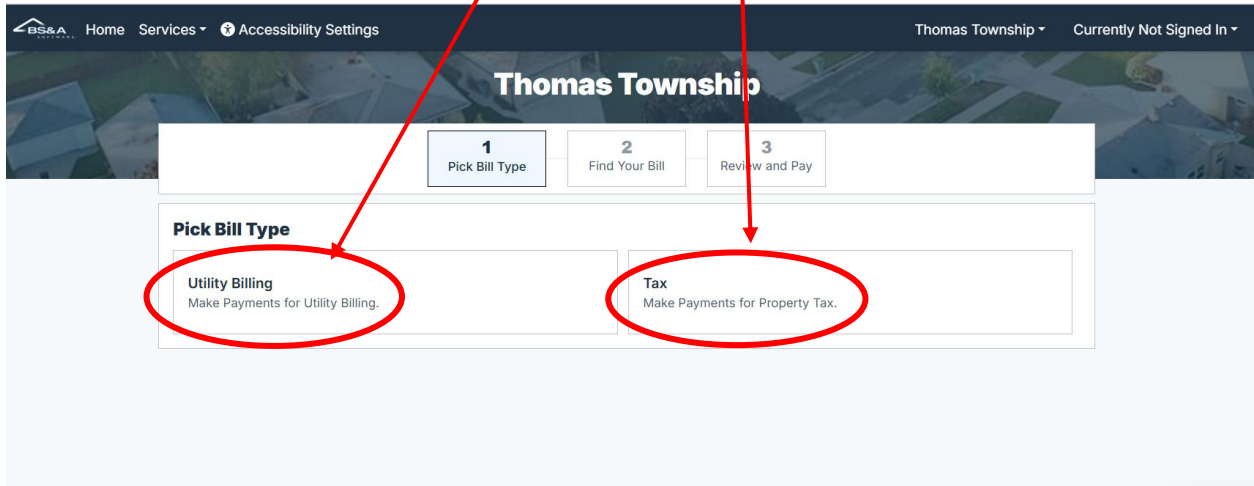
Below **Quick Links**, locate the Dollar Bill icon
“PAY UTILITIES/TAXES” and click on it.



This takes you to the **BS&A payment website**.
Under **"Pay a Bill"** Click on **"Pay →"**



1 Pick Bill Type
"Utility Billing" OR "Tax"



2 Find Your Bill
Click on only ONE way to Find Your Bill. Enter either your *Location ID (Utility Billing) OR Name OR Address OR Parcel Number (Tax Billing)*

BS&A Home Services Accessibility Settings Thomas Township Currently Not Signed In

Thomas Township

1 Pick Bill Type 2 Find Your Bill 3 Review and Pay

Find Your Utility Bill

Location ID Name Address Parcel Number

Search

2 Continued
Locate your property address then click on **“Review And Pay →”** next to your property.

BS&A Home Services Accessibility Settings Thomas Township Currently Not Signed In

Thomas Township

1 Pick Bill Type 2 Find Your Bill 3 Review and Pay

Find Your Utility Bill

Location ID Name Address Parcel Number

249 N Miller Rd

4 results

249 N MILLER RD
SAGINAW, MI 48609
THOMAS TOWNSHIP OFFICE
28-12-3-25-1053-A00

249 N MILLER RD
SAGINAW, MI 48609
THOMAS TOWNSHIP MUNICIPAL BUILDING
MILN-000249-0000-01

Review And Pay →

Review And Pay →

How can I help you?

3 Review and Pay
Choose your amount to pay...
If paying in full, check the **"Pay in Full?"** box.
If paying a different amount, enter the amount in the
"Amount to Pay:" box. Then click on **"Pay Now"**

The screenshot shows a utility payment interface. At the top, there is a navigation bar with the logo 'BS&A' and links for 'Home', 'Services', and 'Accessibility Settings'. On the right, it says 'Thomas Township' and 'Currently Not Signed In'. Below the navigation bar are three numbered steps: '1 Pick Bill Type', '2 Find Your Bill', and '3 Review and Pay'. The '3 Review and Pay' step is highlighted. The main content area is titled 'Bill Summary' and shows the address '249 N MILLER RD' and 'SAGINAW, MI 48609 - THOMAS TOWNSHIP OFFICE'. A table lists billing items and their balances:

Billing Item	Balance
01-WATER	\$0.00
02-SEWER	\$0.00
02-WATER	\$0.00
04-RTS WATER	\$0.00
05-RTS SEWER	\$0.00
Total	\$0.00

Below the table, there are two red circles highlighting the 'Pay in Full?' checkbox and the 'Amount to Pay:' input field. The 'Amount to Pay:' field currently shows '\$0.00'. At the bottom, there is a 'Calculator' button and a 'Pay Now' button with a right arrow.

Complete all *Card Holder Information* and *Payment Information*. Then choose **“Continue”**



Step 1: Select Payments

Step 2: Review and Submit

Step 3: Confirmation and Receipt

Step 1: Select Payments

Please complete the form below. When finished, click the Continue button and you will be asked to review the information for accuracy before your payment is processed.
Note: * indicates a required field.

My Bills

Description
+ Water & Sewer payment of \$5.00 on UB Location ID MILN-000249-0000-01

Cardholder Information

First Name: * Last Name: *

Address Line 1: * Address Line 2:

City: * State: * Zip Code: *

Phone Number: * Email Address:

Payment Information

Payment Method: *

Card Number: *

Expiration Date: * (in mm/yy format)

CVV: * [Where is this number?](#)

Cancel

Continue

On the following page enter the **“Amount Paying”** and then click **“Make Payment”**

Once the process is complete, you will be given a receipt that will confirm your payment. Please note that the payment may not be immediately reflected online; it is recommended you save that receipt for your records.

If you have provided your email address, you will receive a confirmation email from Support@pointandpay.com stating the payment was received.